


B.Sc., Apparel and Fashion Design

(Semester Pattern – Distance Mode)

Under Choice Based Credit System (CBCS)

(W.e.f. Academic Year 2021 Onwards)

Regulation and Syllabus



TAMIL NADU OPEN UNIVERSITY

SCHOOL OF SCIENCE

DEPARTMENT OF APPAREL AND FASHION DESIGN

Saidapet, Chennai – 600 015

BOARD OF STUDIES MEMBERS OF APPAREL AND FASHION DESIGN

CHAIRMAN	
Dr. K.Sangeetha Professor & Head, Dept. of Textile and Apparel Design, Bharathiar University, Coimbatore, Tamil Nadu. Mobile No: 9486362887 Email: sangasreeram@gmail.com	Chairman
INTERNAL FACULTY	
Dr. R.Pragadheeswari , Assistant Professor of Fashion Design Dept. of Apparel and Fashion Design School of Science, Tamil Nadu Open University Chennai -600 015 Mobile: 9865934343	Member
EXTERNAL SUBJECT EXPERT	
Dr. R. Lakshmi Manohari Professor & Head Dept. of Textile and Apparel Design Periyar University Salem, Tamil Nadu. Mobile No. 9943997453 Email: lakshmi@periyaruniversity.ac.in	Member
Dr.G.Lubna Banu, M.Sc.,M.Phil.,Ph.D Associate Professor, Textile Science and Fashion Designing,Department of PG studies and Research in Home Science, JBAS College for Women,Chennai-18 Mobile. no:9840178473 Email: lubnajbas@gmail.com	Member

<p>Dr. Sai Sangurai Associate Professor and Center coordinator Fashion Technology, National Institute Fashion Technology (NIFT)Tharamani, Chennai Tamil Nadu, Mobile No: 91 9444475635 Email: sai.sangurai@nift.ac.in</p>	Member
<p>Dr.P.Karpagam Chinnammal, Head & Assistant Professor Department of Costume Design and Fashion Chikkanna College,Tiruppur Mobile No: 9442170426 Email: karpagamchinnammal@gmail.com</p>	Member
INDUSTRIALIST	
<p>Mr.Padmanaban, Advisor-skills, Ernst & Young LLP, Guindy Industrial Estate, Chennai Mobile No: 9003032040 Email: padduchennai@gmail..com</p>	Member
<p>Mr.A.S.Mohan kumar, Chief Executive Officer Indian Insitute of Textile Training, No.17, Mangalam Road, Tiruppur -641 687 Mobile No: 9943037000 Email: iitttiruppur@gmail..com</p>	Member
ALUMINI	
<p>K. Kaviya (Fashion Designer) Kaviya Fashion Studio, No.22, Kabali Grden,Mylapore Chennai-4</p>	Member

Mobile No:7299800628 Email: kaviyakumar2314@gmail.com	
STUDENTS ON ROLL	
Vasanthi S Flat no: b-507, b- blocksis marakeskaranai- puducherryroad, urappakkam, chengalpet, kancheepuram -603002 ph.no: 7305898607 E.Mail:vasanthiseetharaman23@gmail.com	Member

Name of the Programme

B.Sc Apparel and Fashion Design

Regulations

1. Programme's Objectives

B.Sc. Apparel and Fashion Design and lateral entry is designed to satisfy the increasing need for the professionals in apparel industries. Fashion designing is an interesting and creative career option a person has good taste and sense of trend and fashion. The impact of Fashion Designing is not only confined to the boundaries of a country but has a wider range which means that if you become famous in this area then there are chances that you will be recognized internationally.

- **PO1:** To impart knowledge in fundamental aspects of all branches of apparel and Fashion design
- **PO2:** To provide students the skills and design knowledge essential for success.
- **PO3:** To train the students in various field of apparel and Fashion design
- **PO4:** To enable the students to study of Fashion designing concept, Manufacturing Marketing, Processing of apparel.
- **PO5:** To train students in proper laboratory use and techniques in Designing
- **PO6:** To equip students with effective fashion communication skills.
- **PO7:** To foster a commitment to ethical and social responsibilities.

2. Programme Outcomes

After successful completion of Undergraduate Degree in Apparel and Fashion Design, a student shall be able to:

- **POC1:** Demonstrate and provide an understanding of major concepts in all disciplines of Apparel and Fashion Design.
- **POC2:** Think critically, systematically, independently to analyze the Fashion Designing concept.
- **POC3:** Familiarize with the emerging areas of Fashion and Apparel sectors and their applications in various spheres of Fabric sciences and to apprise the students of its relevance in future studies.
- **POC4:** Create an awareness of the impact of Fashion Design on the environment, society, and development.
- **POC5:** Design, carry out, record and analyze the results of Design experiments and are familiar with standard practices, equipment, procedures, and techniques common to most working laboratories.

3. Programme Specific Outcomes – B.Sc., Apparel and Fashion Design

- **PSO1:** Develop the Apparel and Fashion Design and its importance, concept

and process.

- **PSO2:** Accepting the foundational of elements and Principles of Design and Design Concept.
- **PSO3:** Considerate the Properties of Fibers Fabric Manufacturing and Processing of Apparel.
- **PSO4:** Obtain an accurate knowledge in Pattern making and Apparel Constructions.
- **PSO5:** Application of knowledge to Marketing and Merchandising skill in the sector.

4. Eligibility for admission:

B.Sc- AFD - Candidates should have passed the Higher Secondary Examination 10+2 or its equivalent (State/Central Government /two year Certificate after 10th Standard / One Year Certificate after 11th Standard).

B.Sc- AFD (LE) - University recognized three diploma after 10th Standard, Two year Diploma after 12th standard/ one year Diploma after 12th standard relevant to fashion and textile field.

5. Medium: English

6. Duration of the Course:

The course for the degree of Bachelor of Science in Apparel and Fashion Design shall consist of three years and Bachelor of Science in Apparel and Fashion Design (Lateral Entry) consist of two years.

7. Admission:

The candidate's admission for the degree of Bachelor of Science in Apparel and Fashion Design will be taken in Academic year only.

8. Course of Study

The course of study shall comprise instruction in the following subjects according to the syllabus.

I YEAR	Semester I	1. Language – I (Tamil etc) (AECC) 2. English – I (AECC) 3. Core Theory I (CC) 4. Core Theory II (CC) 5. Core Practical – I (CC)
	Semester II	6. Language – I (Tamil etc) (AECC) 7. English – I (AECC)

		8. Core Theory III (CC) 9. Core Theory IV (CC) 10. Core Practical - II (CC)
II YEAR	Semester III	11. Core Theory V (CC) 12. Core Theory VI (CC) 13. Core Theory VII (CC) 14. Core Practical - III (CC) 15. Core Practical - IV (SEC) 16. Environmental studies
	Semester IV	17. Core Theory VIII (CC) 18. Core Theory IX (CC) 19. Core Theory X (CC) 20. Core Practical - V (CC) 21. Core Practical VI (SEC)
III YEAR	Semester V	22. Core Theory XI 23. Core Practical - VII (CC) 24. Core Theory XII (DSE) 25. Core Practical – VIII (SEC) 26. Theory - XIII (GE)
	Semester VI	27. Core Theory XI 28. Core Practical - VII (CC) 29. Core Theory XII (DSE) 30. Core Practical – VIII (SEC) 31. Theory - XIII (GE)

AEC- Ability Enhancement Course

CC - Core Course

DSE – Discipline Specific Elective

SEC – Skill Enhancement Course

GE – Generic Elective

9. Examinations:

The examination for the B.Sc. Degree programme shall consist of theory and practical papers.

(i) Theory Examinations: The theory examinations shall be of three hours duration to each paper and conducted at the end of each year. The candidates who failing in any subject(s) will be permitted to appear for each failed subject(s) in the subsequent examinations.

(ii) Practical Examinations: The practical examinations shall be of three hours duration to each practical and conducted at the end of each year. The candidates who failing in any practical(s) will be permitted to appear for each failed practical(s) in the subsequent examinations.

10. Scheme of Examinations:

The scheme of examinations of different year shall be as follows:

S.NO	Course Code	Course Title	Category	Evaluation		Credit
				CIA+TEE	Total Mark	
Semester – 1						
1.	BFTMS-11	Tamil/ Other Language	AECC	30 + 70	100	3
2.	BFEGS-11	Foundation in English	AECC	30 + 70	100	3
3.	BSADS-11	Pattern Development and Garment construction	CC	30 + 70	100	4
4.	BSADS-12	Textile Science	CC	30 + 70	100	4
5.	BSADS-P1	Practical : Pattern Development and Construction	CC	30 + 70	100	3
					500	17
Semester – 2						
6	BFTMS-21	Tamil/ Other Language	AECC	30 + 70	100	3
7	BFEGS-21	Foundation in English	AECC	30 + 70	100	3
8	BSADS-21	Fashion Designing	CC	30 + 70	100	4
9	BSADS-22	Sewing Technology	CC	30 + 70	100	4
10	BSADS-P2	Practical : Fashion Illustration and Designing	CC	30 + 70	100	3

					500	17
Semester – 3						
11	BSADS-31	Fashion Studies	CC	30 + 70	100	4
12	BSADS-32	Indian Costume and Textiles	CC	30 + 70	100	4
13	BSADS-33	Fabric Manufacturing Technique	CC	30 + 70	100	4
14	BSADS-P3	Practical : Fabric Analysis	CC	30 + 70	100	2
15	BSADS-P4	Practical : Advanced Garment Construction	SEC	30 + 70	100	3
					500	17
Semester – 4						
16	BSADS-41	Textile Processing and Printing	CC	30 + 70	100	4
17	BSADS-42	Clothing care and Maintenance	CC	30 + 70	100	2
18	BSADS-43	Fabric Studies and Home Textiles	CC	30 + 70	100	4
19	BSADS-P5	Practical : Textile Processing and Printing	CC	30 + 70	100	2
20	BSADS-P6	Practical : Fabric Embellishment	SEC	30 + 70	100	2
21	CCES	Environmental Studies	AEC	30 + 70	100	3
					600	17
Semester – 5						
22	BSADS-51	Apparel Standards and Quality Management	CC	30 + 70	100	4

23	BSADS-52	Fashion Merchandising	DSE	30 + 70	100	4
24s	BSADS-P7	Practical : Fashion Draping	CC	30 + 70	100	3
25	BSADS-P8	Practical : Design and Development Presentation	SEC	30 + 70	100	4
26		*Generic Elective–CBCS (Student Choice)	GE	30 + 70	100	2
					500	17
Semester – 6						
27	BSADS-61	Computer in Garment Industry	CC	30 + 70	100	4
28	BSADS-62	Fashion Marketing and Retailing	DSE	30 + 70	100	4
29	BSADS-P9	Practical : Computer aided Design	CC	30 + 70	100	2
30	BSADS-P10	Project work	SEC		100	4
31		*Generic Elective–CBCS (Student Choice)	GE	30 + 70	100	2
					500	18
Total Mark and Credit					3100	103

* Generic Elective papers list given by the university

- AECC - Ability Enhancement Course CC - Core Course
- DSE - Discipline Specific Elective SEC - Skill Enhancement Course
- GE - Generic Elective

11. Question Pattern for Theory Examinations:

Max. Marks: 70

Time: 3 hours

PART - A (3 × 3 = 9 Marks)

Answer any three questions out of five questions in 100 words
All questions carry equal marks

1. From Block - I
2. From Block - II
3.
From Block - III
4. From Block - IV
5. From Block - V

PART - B (3 × 7 = 21 Marks)

Answer any three questions out of five questions in 200 words
All questions carry equal marks

6. From Block - I
7. From Block - II
8. From Block - III
9. From Block - IV
10. From Block - V

PART - C (4 × 10 = 40 Marks)

Answer any Four questions out of Seven questions in 500 words.
All questions carry equal marks.

11. From Block - I
12. From Block - II
13. From Block - III
14. From Block - IV
15. From Block - V
16. From any Block
17. From any Block

12. Passing Minimum

For theory examination: The candidate shall be declared to have passed the examination if the candidate secures not less than 25 marks in the Term End Examinations (TEE) in each theory paper and secures not less than 13 marks in the Continuous Internal Assessment (CIA) and overall aggregated marks is 40 marks in both external and internal taken together.

Continuous Assessment(CIA)		Internal	Term End Examination(TEE)		Overall Aggregated Marks	Maximum Marks
Minimum Pass Mark	Maximum Pass Mark	Minimum Pass Mark	Maximum Pass Mark	CIA + TEE		
13	30	25	70	40	100	

For practical examination: The candidate shall be declared to have passed the examination if the candidate secures not less than 40 marks in 40 marks out of 100 marks in the University examination and the record notebook taken together is required to Pass the examination. There is no passing minimum for record notebook. However submission of record notebook is a must.

13. Pattern of Question Paper for Practical Examinations.

Each set of question paper should contain questions from the syllabus and the candidate has to choose one by lot.

14. Awarding of marks for Practical examinations.

Total Marks: 100 (Practical 70 Marks + Record 30 Marks)

15. Project - Choose a Specialized Field Required to be attached to a Fashion &Textile industry. Each Student should submit a individual "Project report" for Evaluation.

16. Classification of Successful Candidates:

Candidates who pass all the courses prescribed and who secure 60% and above in the aggregate of marks in Core courses will be placed in the First Class. Those securing 50% and above but below 60% in the aggregated will be placed in the Second Class. All other successful candidates will be placed in the Third Class.

17. Delivery of Programme: B.Sc., Apparel and Fashion Design Programme will be offered through Learners Supporting Centres of Students Support Services Division, TNOU and the Assistant Professors/Associate Professors/Professors of Apparel and Fashion Design relevant faculty employed in Colleges/Universities/Higher Educational Institutions and Industrial Expert are eligible to handle Academic Counselling in TNOU for B.Sc., Apparel and Fashion Design.

Detailed Syllabus



Tamil Nadu Open University
School of Science
Department of Apparel and Fashion Design
Chennai – 15

Name of the Programme – B.Sc., (Apparel and Fashion Design)

Syllabus – I year semester 1 (Distance Mode)

பாடப் பெயர் : தமிழ் (Tamil)

(Course Title)

பாடக் குறியீடு : BFTMS-11

(Course Code)

பாட கற்றல் அளவெண் : 3

(Course Credits)

பாட நோக்கங்கள்

1. தமிழ் இலக்கியங்களை அறிமுக நோக்கில் எடுத்துரைத்தல்
2. மொழித்திறன், மொழியறிவு, இலக்கியப் பொது அறிவு பெறும் வகையில் விவரித்தல்

பாடத்தினைப் படிப்பதால் விளையும் பயன்கள்

1. தமிழிலுள்ள சமய இலக்கியங்கள், சிற்றிலக்கியங்கள், மரபுக் கவிதை, புதுக் கவிதை, உரைநடை இலக்கியங்கள், மு.வ.வின் உரைநடைச் சிறப்புகள், பாரதிதாசனின் அமைதி நாடகச் சிறப்புகள் பற்றி மாணவர்கள் விரிவாக எடுத்துரைப்பார்கள்.

பிரிவு – 1 பன்னிரு திருமுறைகள்

தமிழில் சமய இலக்கியங்கள் – சமய இலக்கியத் தோற்றம், சமணமும் பௌத்தமும், சைவ சமய வளர்ச்சி, பன்னிரு திருமுறை பட்டியல் - திருஞானசம்பந்தர் தேவாரம் பாடல் சிறப்புகள். - திருநாவுக்கரசரின் மாசில் வீணையும், நம்கடம்பனைப் பெற்றவள், சுந்தரர் - பித்தா பிறைசூடி, பொன்னார் மேனியனே, மாணிக்கவாசகர் - வானாகி மண்ணாகி, பால்நினைந்து ஊட்டும், திருமூலரின் ஒன்றே குலமும் ஒருவனேதேவனும், அன்பும் சிவமும் இரண்டென்பர், காரைக்காலம்மையார் - இன்று நமக்கெளிதே மாலுக்கும், அறிவானும் தானே அறிவிப்பான் .

பிரிவு – 2 நாலாயிரத் திவ்யப் பிரபந்தம்

முதல் மூன்று ஆழ்வார்கள் – பொய்கையாழ்வார் பாடல் - வையம் தகளியா வார்கடலே, பூத்ததாழ்வார் பாடல் - அன்பே

தகளியா ஆர்வமே - பேயாழ்வார் - திருக்கண்டேன்
 பொன்மேனி கெண்டேன், திருமழிசை ஆழ்வார் பாடல் -
 அன்பாய் ஆரமுதம் ஆவாய், நம்மாழ்வார் - இவையும்
 அவையும் உவையும், மதுரகவியாழ்வார் - நன்மையால் மிக்க
 நான்மறை, குலசேகராழ்வார் - செல்வத்து அரம்பையர்கள்,
 பெரியாழ்வார் - மாணிக்கம் கட்டி வயிரம் இடைகட்டி -
 ஆண்டாள் - மத்தளம் கொட்ட வரிசங்கம், தொண்டரடிப்
 பொடியாழ்வார் - பச்சைமா மலைபோல் மேனி,
 திருப்பாணாழ்வார் - கொண்டல் வண்ணனைக் கோவலனாய்,
 திருமங்கையாழ்வார் - குலம்தரும், செல்வம் தந்திடும்,
 அடியார்.

பிரிவு - 3 சீறாப்புராணம் (கதீசா கனவு கண்ட படலம்)

சீறாப்புராணம் - காப்பிய அமைப்பு, கதீசா கனவு கண்ட
 படலம், காப்பிய முன்கதைச் சுருக்கம், படலக் கதைச் சுருக்கம்
 - கதீசா கனவு கண்டு எழுதல் - கதீசா கண்ட கனவு, கதீசாவின்
 ஏமாற்றம் - கதீசாவின் இயல்பு நிலையில் மாற்றம் - ஒப்பனை
 துறந்த விரக்தி, பஞ்சணை பொருந்தா நிலை - கதீசாவின்
 புலம்பல் - விதவசம் பொருந்துமோ எனல், மாதுலன் வசனம்
 சிதையுமோ எனல், கதீசா தேம்புதல். - மெசறாவின் மடல்
 வருதல் - மைசறா எழுதிய பத்திரம், சித்திர வரிதொறும்
 முத்தமிடுதல், கடலில் தவிப்பார்க்குக் கிடைத்த மரக்கலம்.

பிரிவு - 4

தேம்பாவணி (காட்சிப் படலம்) தேம்பாவணி - காப்பிய
 அமைப்பு, காட்சி படலம், காப்பிய முன்கதைச் சுருக்கம், படலக்
 கதைச் சுருக்கம், - கோவர் கூட்டம் வந்து காணுதல் - குழந்தை
 இயேசுவைத் தொழுதல், முல்லையார் தந்த முல்லை மாலை,
 பேரின்பத்தால் உயிர் ஊஞ்சலாடல் - கோவலர் போற்றி
 வாழ்த்துதல் - நீவிப் போன ஆட்டை மீட்கவோ உதித்தனை
 எனல், பிணிக் குலத்தக்கது உதித்த பெற்றி போற்றல்,
 அன்னையையும் ஆண்டவரையும் வாழ்த்துதல் - கோவலர்
 செலுத்திய காணிக்கை - இடைச்சியர் மாலை சாத்தல்,
 இடையர் தந்த பால் காணிக்கை, குழந்தை இயேசுவின்
 அருள்நோக்கு - ஓகனோடு ஓங்குதாயும் வாழ்த்தினாள் -
 அன்பால் பீறிட்ட ஆனந்தக் கண்ணீர் மழை, வேந்தரை நீக்கி
 ஆயரைத் தெரிந்ததென் எனல்.

பிரிவு - 5

முத்தொள்ளாயிரம் (யானை மறம் - மருப்பு ஊசி யாக,
 கொடிமதில் பாய்ந்துஇற்ற, அயிற்கதவம் பாய்ந்துழக்கி,
 கைக்கிளைப் பாடல்கள் - உழுத உழுத்தஞ்சேய், நாண் ஒருபால்
 வாங்க நலன் ஒருபால், ஆய்மணிப் பைம்பூண் எனத்
 தொடங்கும் பாடல்கள்) நந்திக்கலம்பகம் (ஊசல், மறம்
 உறுப்பில் அமைந்த பாடல்கள்) தமிழில் சிற்றிலக்கியங்கள் -
 சிற்றிலக்கியத் தோற்றம், சிற்றிலக்கிய வகைகள், கலம்பகம்,
 பிள்ளைத்தமிழ் - முத்தொள்ளாயிரம் - நூல்பெயர் விளக்கம்,
 அமைப்பு, யானை மறம் விளக்கம், கைக்கிளை விளக்கம், -

முத்தொள்ளாயிரம் - யானை மறம் பாடல்கள் - பாண்டியன் யானை மறம் - ஒரு பாடல், சோழன் யானை மறம் - ஒருபாடல், சேரன் யானை மறம் - ஒரு பாடல் - முத்தொள்ளாயிரம் - கைக்கிளைப் பாடல்கள் - பாண்டியன் கைக்கிளை - ஒருபாடல், சோழன் கைக்கிளை ஒருபாடல், சேரன் கைக்கிளை ஒரு பாடல், - நந்திக்கலம்பகம் - ஊசல், மறம் - கலம்பக ஊறுப்புகள் 18 விளக்கம், ஊசல் உறுப்பில் அமைந்த பாடல், மறம் உறுப்பில் அமைந்த பாடல் - நந்திக்கலம்பகம், தலைவன் தலைவி கூற்று - தலைவன் கூற்றுப் பாடல், தலைவி கூற்றப் பாடல்.

பிரிவு - 6

மீனாட்சியம்மை பிள்ளைத்தமிழ் (அம்புலி பருவம்) பிள்ளைத் தமிழ் விளக்கம் - பிள்ளைத் தமிழின் பத்துப் பருவங்கள், பிள்ளைத் தமிழுக்கு அம்புலி - விளக்கம், - சாமம் என்னும் வழிமுறை - சாமம் விளக்கம், சாமம் வழிமுறைப்பாடல் - தானம் என்னும் வழிமுறை - தானம் விளக்கம், தானம் வழிமுறைப் பாடல் - பேதம் என்னும் வழிமுறை - பேதம் விளக்கம், பேதம் வழிமுறைப் பாடல் - தண்டம் என்னும் வழிமுறை - தண்டம் விளக்கம், தண்டம் வழிமுறைப் பாடல்.

பிரிவு - 7

இக்கால மரபுக்கவிதைகளும் பாட்டு இலக்கியமும், மரபுக் கவிதைகளும் பாட்டு இலக்கியமும் - மரபுக் கவிதைகள் விளக்கம், பாட்டுக்கள் - வள்ளலார், பாரதியார், பாரதிதாசன் - வள்ளலார் இராமலிங்க அடிகள் பாடல் - ஒருமையுடன் நினது திருமலரடி... - பாரதியார் - யாமறிந்த மொழிகளிலே - பாரதிதாசன் - காலைஇளம் பரிதியிலே... நாமக்கல் கவிஞர், கவிமணி - நாமக்கல் கவிஞர் இராமலிங்கம்பிள்ளை பாடல் - தமிழென்று சொல்லடா... - கவிமணி தேசிகவிநாயகம் பிள்ளை - புலர்ந்து விடியும் பொழுதினிலே...சுரதா, முடியரசன் - சுரதா - சுவரின்மேல் ஒட்டிக் கொண்டிருக்கும் - முடியரசன் - சாதியைத்தான் முன்வைத்துச் சான்றுகின்றார். கண்ணதாசன் - கேள்வி பிறந்தது அன்று, மருதகாசி - சமரசம் உலாவும் இடமே, பட்டுக்கோட்டையார் - சின்னப்பயலே சின்னப்பயலே...

பிரிவு - 8

புதுக் கவிதைகளும் ஐக்கூக் கவிதைகளும் புதுக்கவிதைகளும் ஐக்கூக் கவிதைகளும் - புதுக் கவிதைகள் விளக்கம், - நா. காமராசன் - பாற்கடல் அமுதத்தை..., அப்துல் ரகுமான் - நாற்காலியாய் இருந்தவன் ..., மீரா - மூட்டை மூட்டையாய்..., சிற்பி - அகன்ற உலகு நான்..., இன்குலாப் - பதவியூர் போகும்..., மு. மேத்தா - என்னுடைய சம்பளநாளில்..., அபி - பகல்வெளியில் எங்கோ..., ஈரோடு தமிழன்பன் - நீலச் சேற்றில்..., சேசாலம் - மண்ணின் வெடிப்பை..., வைரமுத்து - அவிழ்ந்த கூந்தலை அள்ளிமுடிக்க..., ஐக்கூக் கவிதைகள் - அப்துல் ரகுமான் - இரவெல்லாம் ..., அமுதபாரதி - எரியும் பிணங்கள், மித்ரா - பசித்த குழந்தைகள், அறிவுமதி - மரம் வெட்டிய..., கழனியூரன் - அன்புடைமை...

பிரிவு - 9 மு. வரதராசனாரின் "தமிழுக்கு முதல் இடம்" தமிழில் உரைநடை வளர்ச்சி - உரைநடையின் தோற்றம், தமிழில் கட்டுரைகள், தமிழில் மணிப்பிரவாள நடை, தமிழில் தனித்தமிழ்நடை, - மு. வரதராசனார் உரைநடை, - மொழிப்பற்று நூல் அறிமுகம், தமிழுக்கு முதல் இடம் - கட்டுரை உட்பொருள் - தமிழுக்கு முதல் இடம் - தமிழ்நாட்டுக் கோயில்களில் வடமொழி, தமிழ் இசை கருநாடக இசையாக மாறிப்போனது, தமிழ் இசைக்கு முதல் இடம், ஆட்சித் துறையில் தமிழுக்கு முதல் இடம், ஆட்சிமொழி எவ்வழி பிறகுறைகள் அவ்வழி, இதழியல் துறையில் தமிழுக்கு முதல் இடம், ஆங்கிலப் பத்திரிகைகளும் அமாவாசைச் சாமியார்களும்.

பிரிவு - 10 பாரதிதாசனின் "அமைதி" நாடகம் தமிழில் உரைநடை நாடக வளர்ச்சி, - தமிழில் நாடகங்களின் தோற்றம், 20 ஆம் நூற்றாண்டில் தமிழ் நாடகங்களின் நிலை, முத்தமிழில் நாடகத்தமிழ் விளக்கம், மௌன மொழி உலகப் பொதுமொழி. - பாரதிதாசன் என்னும் நாடக ஆசிரியர் - புரட்சிக்கவிஞரின் நாடகப் புரட்சி, பிரெஞ்சு நாடகத் தாக்கம், அமைதியின் சிறப்பு - அமைதி நாடகக் கதைச் சுருக்கம் - அமைதி - களம் ஒன்று, களம் - இரண்டு, களம் மூன்று, களம் நான்கு, களம் ஐந்து, களம் ஆறு, களம் ஏழு, அமைதி நாடகத் திறனாய்வு.

பார்வை நூல்கள்:

- மு. வரதராசன், தமிழ் இலக்கிய வரலாறு, சாகித்ய அக்காதெமி, புதுடெல்லி.
- மது. ச. விமலானந்தன், தமிழ் இலக்கிய வரலாறு, மீனாட்சி புத்தக நிலையம், மதுரை.
- தமிழண்ணல், புதிய நோக்கில் தமிழ் இலக்கிய வரலாறு, மீனாட்சி புத்தக நிலையம், மதுரை.



Tamil Nadu Open University
School of Science
Department of Apparel and Fashion Design
Chennai – 15

Name of the Programme – B.Sc., (Apparel and Fashion Design)

Syllabus – I year semester 1 (Distance Mode)

**COURSE TITLE : FOUNDATION IN ENGLISH-I
(LITERATURE AND GRAMMAR)**

COURSE CODE : BFECS-11

COURSE CREDIT : 3

COURSE OBJECTIVES

While studying the **Foundation in English –I** course, the student can able to:

- Make the learners aware of the history of England
- Cultivate the creativity among the learners
- Improve the reading skills of the learners
- Enhance the vocabulary of the learners
- Make the learners read and write in English

SYLLABUS

Block-1 Brief History of England

Tudor England- Stuart England -Restoration England -Revolutions -Eighteenth Century-19th Century Education- 20th Century

Block 2 Literary Texts

R.K. Narayan- *An Astrologer's Day* and Sarojini Naidu - *Bangle Sellers*

Block-3 Reading Comprehension

Definition of Comprehension- Types of Comprehension- Reading Materials- Vocabulary- Critical Reading- Effective Reading- Exercises

Block -4 Functional Grammars and Vocabulary

Parts of Speech- Tenses-Articles -Prepositions and Linkers –Punctuation-Common Mistakes -Polite Expression-Affixes

Block-5 Language Skills

Reading Skills: SQ3R Technique -Writing Skills -Dictionary Use.

References:

1. Narayan R.K. *Short Story Collections*.
2. Sarojini Naidu. *Bangle Sellers*
3. Sinha C.A. Reading Comprehension. Prabhat Prakashan.
4. Xavier A.G. *An Introduction to the Social History of England*. Viswanathan S. Printers, Chennai. 2009.

Web Resources:

1. <https://www.digimat.in/nptel/courses/video/109106124/L01.html>
2. <https://www.digimat.in/nptel/courses/video/109106138/L46.html>
3. <https://www.coursera.org/lecture/multimodal-literacies/9-2-learning-to-read-reading-for-meaning-HdG3O>
4. <https://nptel.ac.in/courses/109/107/109107172/>

COURSE LEARNING OUTCOMES

After completion of the Foundation in English –I Course, the learners will be able to:

- Describe the history of England
- Critically analyse the literary texts
- Use the words correctly
- Write in flawless English



Tamil Nadu Open University
School of Science
Department of Apparel and Fashion Design
Chennai – 15

Name of the Programme – B.Sc., (Apparel and Fashion Design)

Syllabus – I year semester 1 (Distance Mode)

COURSE TITLE : CORE - PATTERN DEVELOPMENT AND GARMENT CONSTRUCTION (CC)

COURSE CODE : BSADS-11

COURSE CREDIT : 4

COURSE OBJECTIVES

While studying the **Pattern Development and Garment Construction** course, the student shall be able to:

- **CO1:** Make the learners aware of Clothing and Garment Construction
- **CO2:** Cultivate the creativity about the applications of Garment Details in Apparel Construction
- **CO3:** Improve the knowledge of body measurements and size chart in Apparel
- **CO4:** Enhance the knowledge about Pattern Making and Grading
- **CO5:** Acquaint the Importance of Layout Planning and Garment Fit

SYLLABUS

BLOCK – 1: GARMENT CONSTRUCTION AND CLOTHING

UNIT-1: History of Garment Construction - Selection of fabrics for garment construction Steps to be involved garment construction, Types of garment construction

UNIT- 2: Introductions to Clothing - Purpose of Clothing - Fabric Terminology

UNIT- 3: Introductions to Sewing - Parts and functions of a Sewing Machine, Tools & Equipment used for garment construction

UNIT- 4: Sewing operation- Operating the machine, Care & maintenance of sewing Machine. Common Machine problems and rectification, Needle and Thread for Sewing

BLOCK – 2: GARMENT DETAILS - I

UNIT-5: Basic Hand Stitches and Hemming - Basic Hand Stitches, Hemming

UNIT-6: Seam and Seam Finishes - Basic rules of sewing, Seams, Seam finishes

UNIT-7: Fullness -Fullness- Definition, Types. Darts, Tucks, Pleats, Flares and Godets, Gathers and Shirrs, Frills or Ruffles and Flounces

UNIT-8: Facings and Bindings - Facings - Types of Facing - Bias, Shaped and Decorative facing Binding – Types of Binding - Single bias binding and Double bias binding.

BLOCK – 3: GARMENT DETAILS – II

UNIT-9: Plackets - Definition, characteristics of a good placket, Types, Inconspicuous placket, Conspicuous plackets

UNIT-10: Fasteners - Fasteners and Its Type, Conspicuous Fasteners - Button and Button-holes, Button loops, Button with holes, Shank buttons, Eyelets and cords, Inconspicuous Fasteners -Press buttons, Hooks and eyes, Zips

UNIT-11: Sleeves -Definition and Types of Sleeve, Set-in-sleeves – plain, puff, bishop, bell, circular and its variation, Modified armhole – Squared armhole, Cap and Magyar sleeve. Sleeve and bodice combined – Raglan, Kimono and Dolman.

UNIT-12: Yokes - Types of Yoke -Simple yoke - Yoke with fullness within the yoke - Yoke supporting/ releasing fullness.

UNIT-13: Collars - Collar-Definitions, Types, Peter pan, Scalloped, Puritan, Sailor, Square, Rippled, Full shirt collar, open collar, Chinese, turtle neck, shawl collar.

UNIT-14: Pockets -Pockets – Definitions – Types, Patch pocket, Bound pocket, Pocket in a seam, Front hip pocket.

BLOCK – 4: PATTERN DEVELOPMENTS

UNIT-15: Body Measurements - Importance – Preparing for Measuring - ladies measurements, boys and men’s measurements. Standardizing Body Measurements - importance, techniques used. Relative length and girth measures in ladies /gentlemen, Preparation of fabric for cutting –importance of grain in cutting and construction, steps in preparing the fabric for cutting.

UNIT-16: Pattern Making - Introduction of pattern terminology- Pattern making – method of pattern making – (Drafting and Draping), merits and demerits. Types of paper patterns (Patterns for personal measurements and commercial patterns)

UNIT-17: Pattern Drafting - Principles of pattern drafting, Pattern Details, Steps in drafting basic bodice front and back and sleeve.

BLOCK – 5: PATTERN GRADING, LAYOUT AND GARMENT FIT

UNIT-18: Pattern grading - Definition and Types, Manual –Master grades, Basic front, basic back basic sleeve, basic collar.

UNIT-19: Pattern layout - Definition, Purpose of Layout, Rules in layout, Types of layout.

UNIT-20: Garment Fit - Importance of Garment Fit, Elements of Fitting, Evaluating Garment fit and Method, Garment Fitting Problems, Pattern alteration.

REFERENCE BOOKS:

1. Singer Sewing Essentials - Cy De Cosse Incorporated, Minnesota (1997)
2. Practical Clothing Construction - I and II Mary Mathews, Cosmic Press, Chennai (1986)
3. The Complete book of Sewing Dorling Kindersley, Dorling Kindersley limited, London (1996)
4. Pattern grading (or women's clothes, the technology of sizing; gerry cooklin; Back well science Ltd;(1980)
5. Creative clothing constructions; Bane, A: MC Grew Hill Book company, New York
6. Zarapker system of cutting –Zarapker. K. R., Navneet publications Ltd ,1994.

WEB RESOURCES:

- <https://ncert.nic.in/vocational/pdf/ivsm103.pdf>
- https://cbseacademic.nic.in/web_material/publication/cbse/39GarmentConstruction-II-XII.pdf
- https://cbseacademic.nic.in/web_material/publication/cbse/26GarmentConstruction-XI.pdf
- <https://www.youtube.com/watch?v=T8XEWi7ySDs>

COURSE LEARNING OUTCOMES

After completion of the **Pattern Development and Garment Construction** course, the student will be able to:

- **CLO1:** Familiarize the students with the terminologies
- **CLO2:** Create the awareness about the tools and Equipment used in Apparel Designing
- **CLO3:** Acquainted the concept and application garment details in dress
- **CLO4:** Provide the comprehensive knowledge about the Pattern making and Grading
- **CLO5:** Perception related to Garment layout and Garment fit analysis



Tamil Nadu Open University
School of Science
Department of Apparel and Fashion Design
Chennai – 15

Name of the Programme – B.Sc., (Apparel and Fashion Design)

Syllabus – I year Semester 1 (Distance Mode)

COURSE TITLE : CORE - TEXTILE SCIENCE (CC)

COURSE CODE : BSADS – 12

COURSE CREDIT : 4

COURSE OBJECTIVES

While studying the **Textile Science** course, the student shall be able to:

- **CO1:** Memorize the basics of textile fibers
- **CO2:** Demonstrate the classification of Natural fibers
- **CO3:** Enumerate the various types of Manmade fibers
- **CO4:** Observe the concepts of Spinning Process
- **CO5:** Recognize the understanding the identification of textile fiber

SYLLABUS

BLOCK - I: TEXTILE FIBER

UNIT-1: Introduction to the Textile – Major goals – Textile Fibre - Definition- Classification of Textile Fibres

UNIT-2: General Properties of Natural Fibres and Manmade Fibres -Related to Durability, Comfort & Appearance.

BLOCK - II: NATURAL FIBER

UNIT- 3: Cellulosic Fibre – cotton, linen fibre, manufacturing process, properties and uses of natural fibres

UNIT- 4: Minor Natural Fibre Manufacturing process, properties and uses of natural fibres

UNIT-5: Protein Fibre-silk, wool, manufacturing process, properties and uses of Protein fibres

UNIT-6: Minor hair Fibres Manufacturing process, properties and uses of Protein fibres

BLOCK - III: MAN MADE FIBER

UNIT-7: Regenerated Fibre - Viscose rayon, acetate rayon, Manufacturing process, properties and uses.

UNIT- 8: Synthetic Fibre –nylon, polyester, acrylic.

UNIT- 9: New Generation Fibres: Definition - List of new fibres - Spandex, Lyocel, Modal and Micro Denier Polyester fibres

BLOCK - IV: SPINNING

UNIT- 10: Definition, hand spinning, ring spinning and modern methods
Classification – Chemical and mechanical,

UNIT- 11: Spinning Process – blending, opening, cleaning, doubling, carding, combing, drawing, roving, spinning.

UNIT- 12: Yarn count and Yarn twist. Yarn classification – definition,

UNIT- 13: Classification – simple and fancy yarns,

UNIT- 14: Sewing threads and its properties.

BLOCK - V: IDENTIFICATION OF TEXTILE FIBERS

UNIT- 15: Testing Method - Feeling test, Burning test, Microscopic test, Chemical test.

UNIT- 16: Demonstration of Burning, Microscopic and Chemical test Properties related to performance and care of the following fibers: cotton, linen, wool, silk, rayon, nylon, acrylic, polyester

REFERENCE BOOKS:

1. Fibre Science and Technology - S.P.Mishra.
2. New Millennium fibres - Tatsuya Hongu, Gly O.Phillips
3. Hand Book of Textile Fibres - Vol I &II - J.Gordon Cook
4. Textiles –fibre to fabric, Corbmann B.P, International student's edition, Mc Graw Hill Book company, Singapore 1985.


WEB RESOURCES:

- https://cbseacademic.nic.in/web_material/Curriculum/Vocational/2018/Textile%20DesignT&P_XI_829.pdf
- <https://www.texcoms.com/wp-content/uploads/2019/06/Textile-Fibres.pdf>
- <https://www.youtube.com/watch?v=CNDtsSWDIS0>
- <https://www.youtube.com/watch?v=JsHv7qYJlsc>
- <https://www.youtube.com/watch?v=1Pqnkwwg2jbg>

COURSE LEARNING OUTCOMES

After completion of the **Textile Science** course, the student will be able to:

- **CLO1:** Identify the Textile fibers and Knowing their Importance in clothing
- **CLO2:** Enumerate the knowledge of fibers and its classification
- **CLO3:**Apply knowledge to differentiate the types of fiber
- **CLO4:**Learn the Method of Fiber and Yarn Making technique
- **CLO5:**Acquainted the Knowledge of Various fiber testing



Tamil Nadu Open University
School of Science
Department of Apparel and Fashion Design
Chennai – 15

Name of the Programme – B.Sc., (Apparel and Fashion Design)

Syllabus – I year Semester 1 (Distance Mode)

COURSE TITLE : CORE PRACTICAL – PATTERN DEVELOPMENT AND CONSTRUCTION

COURSE CODE : BSADS – P1

COURSE CREDIT : 3

COURSE OBJECTIVES

While studying the **Pattern Development and Construction** Course, the student shall be able to:

- **CO1:** Acquire the basic of knowledge of Measurement and Drafting skill
- **CO2:** Familiarize the students with the Pattern development
- **CO3:** Gain the practical knowledge in garment detailing
- **CO4:** Create the awareness about the tools and Equipment used in Apparel Designing
- **CO5:** Perception related to children's apparel and its construction

SYLLABUS

1. Design and Draft the Basic Bodice Pattern and Sleeve Pattern for Children
2. Construct the various Garment Details of the following (any Three in each)
 - Seam and Seam finish (any Three)
 - Fullness
 - Facing and Binding
 - Plackets and Fasteners
 - Sleeve (anyone)
 - Yoke
 - Collar
 - Pocket

3. Designing, drafting and constructing the Children's garments -List the measurements required and materials suitable -Calculate the cost of the garment Calculate the material required- Layout method and direct measurement Method.

- Bib/ Panty/ Jabla
- Petticoat
- Baby frock
- Shorts and shirt

REFERENCE BOOKS:

1. Practical Clothing Construction - I and II Mary Mathews, Cosmic Press, Chennai (1986)
2. The Complete book of Sewing Dorling Kindersley, Dorling Kindersley limited, London (1996)

WEB RESOURCES:

- <https://ncert.nic.in/vocational/pdf/ivsm103.pdf>
- https://cbseacademic.nic.in/web_material/publication/cbse/39GarmentConstruction-II-XII.pdf
- https://cbseacademic.nic.in/web_material/publication/cbse/26GarmentConstruction-XI.pdf
- <https://www.youtube.com/watch?v=T8XEWi7ySDs>

COURSE LEARNING OUTCOMES

After completion of the **Pattern Development and Construction** course, the student will be able to:

- **CLO1:** Identify the method of pattern development and garment making
- **CLO2:** Impart the Hands on Experience in Garment detail Constructions
- **CLO3:** Experience to handle the tools, equipment and machinery used in Apparel Designing
- **CLO4:** Create the ability to express their ability in garment construction
- **CLO5:** Perception related to Children's apparel and its construction.



Tamil Nadu Open University
School of Science
Department of Apparel and Fashion Design
Chennai – 15

Name of the Programme – B.Sc., (Apparel and Fashion Design)

Syllabus – I year Semester 1 (Distance Mode)

பாடப் பெயர் : தமிழ் (Tamil)

(Course Title)

பாடக் குறியீடு : BFTMS-21

(Course Code)

பாட கற்றல் அளவெண் : 3

(Course Credits)

பாட நோக்கங்கள்

1. தமிழ் இலக்கியங்களை அறிமுக நோக்கில் எடுத்துரைத்தல்
2. மொழித்திறன், மொழியறிவு, இலக்கியப் பொது அறிவு பெறும் வகையில் விவரித்தல்

பாடத்தினைப் படிப்பதால் விளையும் பயன்கள்

1. தமிழ் உரைநடை பற்றியும், ஜெயகாந்தனின் சிறுகதைகள் பற்றியும் எடுத்துரைப்பர்.
2. தமிழ் பற்றியும் அலுவலகத் தொடர்பு மடல்கள் எழுதுவது எப்படி என்பது பற்றியும், மொழியை திறம்பட எவ்வாறு பயன்படுத்துவது என்பது பற்றியும் எடுத்துரைப்பர்

பிரிவு - 1 ஜெயகாந்தனின் "நான் இருக்கிறேன்" - சிறுகதை

தமிழ் உரைநடையில் சிறுகதை வளர்ச்சி - தமிழில் கதை இலக்கியத் தோற்றம், தமிழ்ச் சிறுகதைகளின் தோற்றமும் வளர்ச்சியும், சிறுகதை இலக்கணம் - தமிழ்ச் சிறுகதைகளில் ஜெயகாந்தன் - ஜெயகாந்தன் சிறுகுறிப்பு - கதை அரங்கம் அறிமுகம், நான் இருக்கிறேன் கதைச் சுருக்கம் - நான் இருக்கிறேன் சிறுகதை - வியாதிக்காரன் அனுபவங்கள், சாகக் கற்றுக்கொடுத்த நொண்டி, வாழக் கற்றுக்கொடுத்த வியாதிக்காரன், நான் இருக்கிறேன் அம்மா, - நான் இருக்கிறேன் - சிறுகதைத் திறனாய்வு.

பிரிவு - 2 வா.செ.குழந்தைசாமியின் அறிவியல் தமிழ் ஆக்கம் இற்றை நிலை அறிவியல் தமிழ் - இயற்றுதல் அறிந்தோம் புனைதல் இல்லை - தமிழில் அறிவியல் இலக்கியம் படைப்போம் - வா.செ. குழந்தைசாமி - அறிமுகம் - அறிவியல் தமிழ் - எந்தத் துறைகளைக் குறிக்கும் - அறிவியல் தமிழை உள்ளடக்கியது - தோற்றம் - கலைச்சொல்லாக்கப் பணி - விடுதலைக்குமுன் -

விடுதலைக்குப்பின் - பாடநூல் நிறுவனத்தின் பங்கு - பதிப்பகங்களின் பங்கு - பல்கலைக்கழகங்களின் பங்கு - இதழ்களின் பங்கு - இலங்கைத் தமிழரின் பங்கு - கருத வேண்டியவை.

பிரிவு - 3 சமய இலக்கியக் காலம் (கி.பி.700 - கி.பி 1100)

தமிழில் சமய இலக்கியங்கள் - சமண இலக்கியத் தோற்றம் - பௌத்த இலக்கியத் தோற்றம் - தமிழில் பௌத்த இலக்கியங்கள் - வைணவ இலக்கியங்கள் - சைவ இலக்கியத் தோற்றம் - தமிழில் சைவ இலக்கியங்கள் - வைணவ இலக்கியத் தோற்றம் - தமிழில் வைணவ இலக்கியங்கள் - தமிழில் இசுலாமிய இலக்கியங்கள் - தமிழில் கிறிஸ்தவ இலக்கியங்கள்.

பிரிவு - 4 சிற்றிலக்கியக் காலம் (கி.பி. 700 - கி.பி. 1400)

சிற்றிலக்கியத் தோற்றம் - சிற்றிலக்கிய வகைகள் - இலக்கண நூல்கள் - உலா - கலம்பகம் - பரணி - பிள்ளைத்தமிழ் - கோவை - தூது.

பிரிவு - 5 உரையாசிரியர்கள் காலம் (கி.பி. 1200 கி.பி. 1800)

உரைநூல்களின் தோற்றம் - பயன்கள் - உரை வகைகள் - நக்கீரர் - இளம்பூரணர் - பேராசிரியர் - சேனாவரையர் - நச்சினார்க்கினியர் - கல்லாடர் - தெய்வச்சிலையார் போன்றோர் - அடியார்க்கு நல்லார் - பரிமேலழகர் - பிரபந்த உரையாசிரியர்கள் - நன்னூல் உரையாசிரியர்கள் .

பிரிவு - 6 புத்திலக்கியக் காலம் (கி.பி. 1800 - கி.பி 2000)

தமிழில் புதினம் - தமிழில் சிறுகதை - தமிழில் புதுக்கவிதைகள் - தமிழில் உரைநடை நாடகங்கள் - புதினங்கள் - சிறுகதைகள் - இலக்கியங்கள் - மரபுக் கவிதை இலக்கியங்கள் - புதுக்கவிதை இலக்கியங்கள் - தமிழில் ஐக்கூக் கவிதைகள்.

பிரிவு - 7 கருத்துப் பரிமாற்ற மொழித்திறன்

கருத்து விளக்கக் கட்டுரைகள் - செய்திக் கட்டுரைகள் - சொற்பொழிவு - குழு விவாதங்கள் - நண்பர்களுடன் உரையாடும் திறன் - கணினித் தமிழ் - கட்டுரை - பெண்ணியம் - தலைப்பு - தேர்ந்தெடுக்கும் முறை - தகவல்கள் சேகரிக்கும் முறை - தகவல் திரட்டல் - நகைச்சுவைத் திறன் - அவை அறிதல் - உச்சரிப்புக் கவனம் - குழு விவாத அமைப்பும் குறிக்கோளும் - உரையாடலில் - சுயபுராணம் தவிர்த்தல் - உடன்பட வைக்கும் நாகரிக உத்தி .

பிரிவு - 8 அலுவலகத் தொடர்பு மடல்கள்

நட்புறவு மடல்கள் - வேண்டுகூல் மடல்கள் - குறை தெரிவிக்கும் / புகார் மடல்கள் - கருத்து மடல்கள் - விண்ணப்ப மடல்கள் - அலுவலகத் தொடர்பு மடல்கள் - விண்ணப்ப மடலின் படிநிலைகள் - தன்குறிப்பு விவரங்கள் - விண்ணப்ப மடலின் வடிவமைப்பு - விண்ணப்ப மடல் எழுதும் முறை - குறிப்பு -

வரைவு - கடிதம் - குறிப்பு மடல் - அலுவலக ஆணை - நேர்முகக் கடிதம்.

பிரிவு - 9 எழுத்து - சொல் பிழைகளும் திருத்தமும்

ஒலி மயக்கம் தரும் எழுத்துக்கள் - ர,ற ஒலி மயக்கம் - ந, ன, ண ஒலி மயக்கம் - ல,ள,ழ,ஒலி மயக்கம் - சொல் முதலில் வரும் எழுத்து மரபுகள் - சொல் இடையில் வரும் எழுத்து மரபுகள் - சொற்களின் சந்திப்பு மரபுகள் - வேற்றுமைப் புணர்ச்சியும் அல்வழிப் புணர்ச்சியும் - உயிர்முன் உயிர் புணர்தல் - குற்றியலுகரப் புணர்ச்சி - வல்லின ஒற்று மிகும் இடங்களும் மிகா இடங்களும்.

பிரிவு - 10 இலாக்கிய அறிவு வினா விடை

பாடப்பகுதி தொடர்பானவை - பொதுவான தமிழ் இலக்கியம் தொடர்பானவை.

பார்வை நூல்கள்:

1. மு. வரதராசன், தமிழ் இலக்கிய வரலாறு, சாகித்ய அக்காதெமி, புதுடெல்லி.
2. மது. ச. விமலானந்தன், தமிழ் இலக்கிய வரலாறு, மீனாட்சி புத்தக நிலையம், மதுரை.
3. தமிழண்ணல், புதிய நோக்கில் தமிழ் இலக்கிய வரலாறு, மீனாட்சி புத்தக நிலையம், மதுரை.
4. தமிழண்ணல், இனிய தமிழ்மொழியின் இயல்புகள் -1,2,3 பகுதிகள், மீனாட்சி புத்தக நிலையம், மதுரை.
5. முத்து - கண்ணப்பன்,தி.. தமிழில் தவறுகளைத் தவிப்போம், பாரிநிலையம், 184, பிராட்வே, சென்னை.
6. கீ. இராமலிங்கனார், தமிழில் எழுதுவோம், கழக வெளியீடு, சென்னை.
7. செ. முத்துவீராசாமி நாயுடு, ஆவணங்களும் பதிவுமுறைகளும், கழக வெளியீடு, சென்னை.
8. டாக்டர் ச. பாலசுப்பிரமணியன், தகவல் தொடர்புக் கல்வி, மாநிலப் பள்ளிசாராக் கல்விக் குருவூலம், சென்னை.
9. எஸ். கலைவாணி, இதழியல் உத்திகள், பராசக்தி வெளியீடு, குற்றாலம்.
10. டாக்டர் அ. சாந்தா, டாக்டர் வீ. மோகன், மக்கள் ஊடகத் தொடர்பியல் புதிய பரிமாணங்கள், மீடியா பப்ளிகேஷன்ஸ், மதுரை.
11. பி.எஸ். ஆச்சார்யா, உயர்வுதரும் உரையாடல்கலை, நர்மதா பதிப்பகம், சென்னை.
12. மு. முத்துக்காளத்தி, பேசுவது எப்படி, கண்ணம்மாள் பதிப்பகம், பாரி நிலையம், சென்னை.



Tamil Nadu Open University
School of Science
Department of Apparel and Fashion Design
Chennai – 15

Name of the Programme – B.Sc., (Apparel and Fashion Design)

Syllabus – I year Semester 1 (Distance Mode)

COURSE TITLE : FOUNDATION IN ENGLISH-II
(LITERATURE AND USE OF ENGLISH)

COURSE CODE : BFECS-21

COURSE CREDIT : 3

Course Objectives

While studying the **Foundation in English-II** course, the student shall be able to:

- Cultivate the creativity among the learners
- Improve the reading skills of the learners
- Enhance the vocabulary of the learners
- Develop pronunciation skills
- Imbibe the use of internet for developing language skills

SYLLABUS

Block-1: Literary Texts

Rabindranath Tagore's *Sacrifice* and John Donne's *The Sun Rising*

Block- 2: Reading Comprehension

Reading passages-Preparing a glossary from passage- reading the meaning-respond to questions

Block- 3: Vocabulary and Grammar

Synonyms and Antonyms- Homophones-Making of Nouns-Making of Adjectives-Compound Words-Phrases and Idioms-Words often confused-Spelling- Tenses

Block-4: Pronunciation and Spoken English

Importance of English-Pronunciation: An Exposition-Speech Sounds-Sounds and Spelling: The Relationship-Attributes of Good Speech-Dialogue Situations/Situational Dialogues

Block-5: The Internet English

Email-Chat Groups-Virtual Words-The Web-Commentary

REFERENCES:

1. *Balasubramanian T. English Phonetics for Indian Students - A Workbook.* 2016.
2. Daniel Jones. *Cambridge English Pronouncing Dictionary.* Cambridge University Press, 2011.
3. Tagore, Rabindranath. *Sacrifice and Other Plays.*Niyogi Books, 2012.


Web Resources:

1. <https://www.poetryfoundation.org/podcasts/75363/the-sun-rising>
2. <https://nptel.ac.in/courses/109/103/109103135/>
3. <https://nptel.ac.in/content/storage2/courses/109106085/downloads/03-%20Phonetics%20and%20Phonology-%20week%203.pdf>
4. <https://nptel.ac.in/courses/109/106/109106085/>
5. <https://nptel.ac.in/courses/109/107/109107172/>

COURSE LEARNING OUTCOMES

After successful completion of the **Foundation in English-II** Course, the learners will be able to:

- Critically evaluate the literary texts
- Read the passages effectively
- Speak with good accent
- Communicate through online



Tamil Nadu Open University
School of Science
Department of Apparel and Fashion Design
Chennai – 15

Name of the Programme – B.Sc., (Apparel and Fashion Design)

Syllabus – I year semester 2 (Distance Mode)

COURSE TITLE : CORE- FASHION DESIGNING (CC)
COURSE CODE : BSADS – 21
COURSE CREDIT : 4

COURSE OBJECTIVES

While studying the **Fashion Designing** Course, the student shall be able to:

- **CO1:** Provide basic fashion terminology
- **CO2:** Characterize the fundamental aspect of Design concept, element and Principles
- **CO3:** Develop the Colour concept and its application in dress designing
- **CO4:** Analyze various Trimmings and Decorations and Fashion Accessories
- **CO5:** Impart the knowledge of Evaluating human Body and Wardrobe planning

SYLLABUS

BLOCK –I: FASHION TERMINOLOGY

UNIT-1: Terms related to the fashion industry – fashion, style, fad, classic, and collection, chic Custom made, mannequin ,

UNIT- 2: fashion show, trend, forecasting, high fashion, fashion cycle, haute couture, couture, couturier, fashion director, fashion editor,

UNIT- 3: line, knock-off avant garde, bridge, buying house, apparel, fashion merchandising, pre – a – porter, sample.

BLOCK -II : DESIGN CONCEPT

UNIT- 4: Design- definition and types – structural and decorative design, requirements of a good structural and decorative design.

UNIT – 5: Elements of design – line, shape or form, colour , size and texture. Application of structural and decorative design in a dress.

UNIT – 6: Principles of design- balance – formal and informal, rhythm- through repetition, radiation and gradation, emphasis, harmony and proportion. Application of principles of design in a dress.

BLOCK -III : COLOR

UNIT- 7: Colour- definition, colour theories- prang colour chart and munsell colour system, UNIT - 8: Dimensions of colour- hue, value, and intensity.

UNIT - 9: Standard colour harmonies- application in dress design.

UNIT -10: Colour in principles of design- application of the same in dress design.

BLOCK – IV: TRIMMINGS AND DECORATIONS

UNIT - 11: Trimmings - Definitions, types - ric rac, lace, Bias trimmings, embroidery, appliqué, smocking, bells and bows, hinges and tassels.

UNIT - 12: Decorations – Types, Classification Selection and application of trimmings and decorations.

UNIT - 13: Fashion accessories - Shoes, handbags, jewellery, hats, ties and others.

BLOCK –V: FIGURE ANALYSIS AND WARDROBE PLANING

UNIT – 14: Evaluating the body-Figure analysis- Different body type- designing for various figure types-

UNIT – 15: Figure irregularities

UNIT – 16: Wardrobe planning and factors to be considered while selecting clothes for different age groups (men and women).

REFERENCE BOOKS:

1. "Fashion sketch book" written and illustrated by Bina Abinag, Fair child publications, New York.
2. "Ward robe strategies for women" by Judith Rasband. Delmar publications, London.
3. Mary Mathews, "Practical clothing construction", Part III, cosmic press, Madras.
4. Strategies for Women – Judith Rasband, Delmar publishers London
Fundamentals of
5. Textiles and their Care- Susheela Dantyagi, 5th edition,. Orient Longman Ltd
New Delhi
6. Inside the Fashion Business- Heannette A Jarnow et-al, macimilan Publishing
Company, New York.

7. Art and Fashion in Clothing Selection – Mc Jimsey and Harriet, Iowa State University Press, Iowa.


WEB RESOURCES:

- http://www.gov.pe.ca/photos/original/4hsk_fashionRG.pdf
- <https://ncert.nic.in/textbook/pdf/lehe202.pdf>
- https://cbseacademic.nic.in/web_material/doc/fashion_studies/3_XII_Text_Book.pdf
- <https://www.youtube.com/watch?v=U0Aaco8m2bk>
- <https://www.youtube.com/watch?v=VQRe6hpFbeA>
- <https://www.youtube.com/watch?v=R-WREU6bfcc>

COURSE LEARNING OUTCOMES

After completion of the **Fashion Designing** course, the student will be able to:

- **CLO1:** Develop the ability of learners to express their inspirations through creative Design
- **CLO2:** Acquire the knowledge about Element and Principles of Design Embroidery stitches and applications
- **CLO3:** Appreciate the Knowledge of colour in Designing and Wardrobe Planning.
- **CLO4:** Spread over knowledge of application of trimmings and Decoration concept in clothing
- **CLO5:** Apply information of figure analysis of different age groups



Tamil Nadu Open University
School of Science
Department of Apparel and Fashion Design
Chennai – 15

Name of the Programme – B.Sc., (Apparel and Fashion Design)

Syllabus – I year semester 2 (Distance Mode)

COURSE TITLE : CORE - SEWING TECHNOLOGY (CC)
COURSE CODE : BSADS – 22
COURSE CREDIT : 4

COURSE OBJECTIVES

While studying the **Sewing Technology** course, the student shall be able to

- **CO1:** Understand the mechanism and applications involved in Apparel Production
- **CO2:** Acquaint the students with the basics and advanced technology of sewing machine
- **CO3:** Impart basic knowledge about methods of spreading, marking, cutting, pressing and the tools and equipments involved
- **CO4:** Spread over knowledge of process sequence of machines and its maintenance
- **CO5:** Apply knowledge of standards in sewing process

SYLLABUS

BLOCK I: SEWING MACHINES

UNIT-1: Sewing Machineries- Classification of sewing machines, parts functions of single Needle machine,

UNIT-2: Other machineries - over lock machine, bar tacking machine, button Hole making machine, button fixing machine, blind stitching Machine, fabric examining machine.

UNIT-3: Special attachments, care and maintenance, Common problems and remedies

BLOCK II: STITCHING MECHANISM

UNIT-4: Stitching ancillaries - Needles, bobbin and bobbin case, bobbin winding, loops and loop Spreader, upper and lower threading, auxiliary hooks, throat plates,

take-ups, tension discs- upper and lower thread tension, stitching auxiliaries, pressure foot and its types,

UNIT-5: Feed mechanisms - drop feed, differential feed, needle feed, compound feed, unison feed, puller feed,

UNIT-6: Pressure foot and its types - Pressure regulators - Stitch length, Times sequence in stitch formations.

BLOCK III: CUTTING AND SPREADING PROCESS

UNIT-7: Types of spread and its quality, spreading equipment and tools used for spreading, spreading methods.

UNIT-8: Marking methods, positioning marking types of markers, efficiency of a marker plan, requirements of marker planning.

BLOCK IV: CUTTING AND PRESSING

UNIT-9: Types of Cutting machine - vertical reciprocity cutting machine, rotary cutting machine band knife cutting machine, die cutters.

UNIT-10: Cutting technology – definition, function, scope. Cutting equipment and tools

UNIT- 11: Pressing Equipments – purpose, pressing equipments and methods – iron, steam press, steam air finisher, steam tunnel, special types – pleating, permanent press.

BLOCK V: SEWING FEDERAL STANDARDS

UNIT- 12: Sewing Federal Standards for stitch and Seam classification, seam quality, fabric sew ability, identification and classification of sewing machines, sewing supplies, sewing threads,

UNIT- 13: Sewing federal standards for stitch and stitch classification,

UNIT- 14: Federal standards for seam and seam classification

UNIT- 15: Sewing threads- types, essential qualities of a sewing thread, manufacturing process of cotton and synthetic threads, twisting process.

UNIT- 16: Embroidery thread, metallic thread and elastic thread.

REFERENCE BOOKS:

1. Readers Digest Sewing Guide, Complete guide to sewing, 131h Edition. The Reader's Digest Association Inc. Pleasant Ville, New York:
2. Coles.M.Sew - A complete Guide for sewing today. Heinemann professional publishing, Singapore.
3. Marry Mathews, Practical clothing constructor, part I, cosmic press, Madras.

WEBLINK:

- <https://ncert.nic.in/vocational/pdf/ivsm101.pdf>
- <https://ncert.nic.in/vocational/pdf/ivsm102.pdf>
- <https://textilelearner.net/latest-technology-in-garments-sewing/>
- <http://cms.gcg11.ac.in/attachments/article/87/PARTS%20OF%20SEWING%20MACHINE.pdf>
- <https://onefamily.lfapps.net/sites/default/files/learning/merchandising/Stitch%20Types.pdf>

COURSE LEARNING OUTCOMES

After completion of the **Sewing Technology** course, the student will be able to:

- **CLO1:** Understand the mechanism and applications involved in Apparel Production
- **CLO2:** Interpret the basics and advanced technology of sewing machine.
- **CLO3:** Spread over knowledge of process sequence of machines and its maintenance
- **CLO4:** Apply knowledge of standards in sewing process
- **CLO5:** Make learn the detail of Sewing federal Standard



Tamil Nadu Open University
School of Science
Department of Apparel and Fashion Design
Chennai – 15

Name of the Programme – B.Sc., (Apparel and Fashion Design)

Syllabus – 1 year Semester 2 (Distance Mode)

COURSE TITLE	:	CORE PRACTICAL - FASHION ILLUSTRATION AND DESIGNING
COURSE CODE	:	BSADS – P2
COURSE CREDIT	:	2

COURSE OBJECTIVES

While studying the **Fashion Illustration and Designing** Course, the student shall be able to:

- **CO1:** Impart the knowledge of figure drawing
- **CO2:** Analyze various proportion and features of Figure Drawing
- **CO3:** Characterize the fundamental aspect of Design and Color application in dress
- **CO4:** Apply knowledge of Elements and Principles Design in Dress
- **CO5:** Develop the ability of learners to express their inspirations through creative Design

SYLLABUS

Drawing Diagrams or samples for the following:

- Drawing a stick figure for both normal and fashion figure.
- Forming a fleshy figure over a stick figure.
- Drawing the stylized figures of Men, Women and Children (using 10 heads or 12 heads).
- Draw the Facial Features- Eyes ,Nose, Lips, Ears
- Draw the facial for Normal Figure, Fashion Croquies
- Draw the Hair Styles, Hand &Leg Structures
- Fashion accessories.
- Colour theories- prang colour chart and munsell colour system
- Dimensions of colour- hue, value, and intensity.
- Colour in principles of design- application of the same in dress design

- Elements of design – line, shape or form, colour , size and texture.
- Application of structural and decorative design in a dress
- Principles of design- balance – formal and informal, rhythm- through repetition, radiation and gradation, emphasis, harmony and proportion

REFERENCE BOOKS:

1. "Fashion sketch book" written and illustrated by Bina Abinag, Fair child publications, New York.
2. Inside the Fashion Business- Heannette A Jarnow et-al, macimilan Publishing Company, New York.


WEBLINK:

- <https://www.youtube.com/watch?v=b9qrj0MXFSg>
- <https://www.youtube.com/watch?v=gT5zBXuKO3I>
- https://www.youtube.com/watch?v=wpRzve3AH_E
- <https://style2designer.com/apparel/draping-mannequin/fashion-illustration-head-theory-croquis/>
- <https://www.fitnyc.edu/museum/documents/elements-and-principles-of-fashion-design.pdf>
- <https://isdi.in/blog/the-principles-of-fashion-design/>
- <https://www.iiftbangalore.com/blog/principles-elements-of-fashion-design/>

COURSE LEARNING OUTCOMES

After completion of the **Fashion Illustration and Designing** course, the student will be able to:

- **CLO1:** Gain the hands-on experience in Figure Drawing
- **CLO2:** Give the practical experience in Fashion Figure Drawing
- **CLO3:** Understand the knowledge of Facial features and its components in drawing
- **CLO4:** Create the ability and express their ideas through Sketching
- **CLO5:** Make a learn about Elements and Principles of Design



Tamil Nadu Open University
School of Science
Department of Apparel and Fashion Design
Chennai – 15

Name of the Programme – B.Sc., (Apparel and Fashion Design)

Syllabus – II year Semester 3 (Distance Mode)

COURSE TITLE : CORE - FASHION STUDIES (DSC)

COURSE CODE : BSADS - 31

COURSE CREDIT : 4

COURSE OBJECTIVES

While studying the **Fashion Studies** Course, the student shall be able to:

- **CO1:** Introduce the students to the various clothing and Fashion Changes
- **CO2:** Give awareness about nature and movement of Fashion
- **CO3:** Acquire Knowledge about Fashion Theories and Fashion research
- **CO4:** Describe the need of Product development
- **CO5:** Instruct the knowledge about role of fashion Designer and fashion centers of the world

SYLLABUS

BLOCK-I: CLOTHING AND FASHION CHANGES

UNIT - 1: Social aspects of clothing Design- Clothing Function and Theories of origin

UNIT - 2: Factors influencing fashion changes. Role of costume as a status symbol, Personality and dress, cloths as sex appeal, cultural value, repetition of fashion.

UNIT -3: Inspiration and sources of fashion- printed sources, historic/traditional costumes, media, travel, fabrics, and awareness

BLOCK-II: NATURE AND MOVEMENT OF FASHION

UNIT -4: Nature and Environment of Fashion- meaning and its terms, Buying selling Cycle, Test Marketing, Consumer behaviour,

UNIT -5: Fashion Movement and Consumer acceptance - Fashion cycle and Length of cycles

UNIT-6: Consumer identification with fashion life cycle – fashion leaders/ followers/innovators/ motivators/ victims.

BLOCK-III: FASHION THEORIES AND RESEARCH

UNIT-7: Adoption of Fashion Theories of Fashion adoption – trickle down, trickle up, trickle across. Factors favouring and retarding fashion,

UNIT-8: Fashion categories – women's: style, size, price.

UNIT-9: Fashion Research Analysis - Fashion forecasting – Need for forecasting - Forecasting agencies – Role of forecasting agencies

UNIT-10: Fashion direction and recent trends, Trend Prediction, Agencies, sources of fashion forecasting information

BLOCK-IV: PRODUCT DEVELOPMENT

UNIT-11: Design Development- Design development and sourcing of fabrics

UNIT-12: Development of a sample garment

UNIT-13: line Specification sheet and cost sheet

BLOCK-V: FASHION CENTRES AND DESIGNERS

UNIT-14: Understanding Fashion designer – types – classicist, idealist, influenced, realist, thinking poet.

UNIT-15: Indian Fashion designers – Haute couture, Minimalists, Village India, Studio line.

UNIT-16: Major fashion centres of the world and their leading designers- Paris, Milan, Tokyo, New York, London, India

REFERENCE BOOKS

1. Fashion –From concept to consumer – Gini Stephens Frings , 6th edition, prentice Hall (1999).
2. Strategies for Women – Judith Rasband, Delmar publishers London Fundamentals of
3. Textiles and their Care- Susheela Dantiyagi, 5th edition,. Orient Longman Ltd New Delhi
4. Inside the Fashion Business- Heannette A Jarnow et-al, macimilan Publishing Company, New York.
5. Art and Fashion in Clothing Selection – Mc Jimsey and Harriet, Iowa State University Press, Jowa.

WEB RESOURCES:

- <https://www.fibre2fashion.com/industry-article/1603/the-social-effect-of-clothing>

- <https://studyatces.com/theories-of-fashion-adoption/>
- <https://www.fibre2fashion.com/industry-article/5723/the-design-process-in-fashion-product-development>
- <https://www.stylecraze.com/articles/successful-indian-fashion-designers/>
- <https://www.fashion-schools.org/articles/top-10-global-fashion-capitals>

COURSE LEARNING OUTCOMES

After completion of the **Fashion studies** course, the student will be able to:

- **CLO1:** Impart the knowledge of Fashion Business
 - **CLO2:** Analyze various movement and evolution of fashion
 - **CLO3:** Characterize the fundamental aspect of Design and product development
 - **CLO4:** Apply knowledge of fashion forecasting
 - **CLO5:** Develop the ability of learners to know the details of fashion design and centre.
-



Tamil Nadu Open University
School of Science
Department of Apparel and Fashion Design
Chennai – 15

Name of the Programme – B.Sc., (Apparel and Fashion Design)

Syllabus – II year Semester 3 (Distance Mode)

COURSE TITLE : CORE - INDIAN COSTUME AND TEXTILES
COURSE CODE : BSADS - 32
COURSE CREDIT : 4

COURSE OBJECTIVES

While studying the **Indian Costume and Textile** course, the student shall be able to:

- **CO1:** Identify the details of Costume History and Vedic Era Costume
- **CO2:** Impart the knowledge of Traditional costumes of India
- **CO3:** Learn the details of Dyed Printed and Painted Textiles of India
- **CO4:** Provide the Knowledge about woven textiles of India
- **CO5:** Acquaint the Importance of Traditional Embroidered Textiles.

SYLLABUS

BLOCK I ANCIENT INDIAN COSTUMES

UNIT-1: Vedic Costume - Pre Vedic Era, Vedic & Post Vedic Era:

UNIT- 2: Mauryan And Satvahana Period

UNIT- 3: Kushan Dynasty, Gupta Dynasty

UNIT- 4: Mughal Period - Costumes of the British Raj.

BLOCK -II TRADITIONAL COSTUMES OF INDIA

UNIT-5: Southern States Costume - Tamil Nadu , Kerala , Andhra Pradesh ,Karnataka

UNIT-6: Eastern States Costume - Assam, Orrisa, Bihar, Mizoram, Nagaland, W.Bengal.

UNIT-7: Northern States Costume - Jammu and Kashmir, Himachal Pradesh, Uttarpradesh,

UNIT-8: Western States Costume-Maharashtra, Rajasthan, Haryana, Gujarat, Madhya Pradesh.

BLOCK – III DYED AND PRINTED TEXTILES OF INDIA

UNIT-9: Dyed Textiles of India – Bhandhani, ikkat, in all the above types and techniques used

UNIT-10: Printed Textiles of India - Ajrak, Bagru - in all the above types and techniques used. UNIT-11: Hand Painted textiles of India - Pichavai, kalamkari, Pattachitra of Orissa, Tamil Nadu temple textile, Pad of Rajasthan

BLOCK - IV WOVEN TEXTILES OF INDIA

UNIT-12: Dacca Muslin, Banarasi/ Chanderi brocades,

UNIT-13: Patola, Baluchar, Himrus and Amrus,

UNIT-14: Kashmir shawls, Pochampalli, silk sarees of Kancheepuram.

BLOCK - V EMBROIDED TEXTILES OF INDIA

UNIT-15: Traditional Indian Embroideries – Origin, embroidery stitches used – Embroidery of Kashmir, Phulkari of Punjab, Gujarat- Kutch and Kathaiwar embroideries.

UNIT-16: Embroidery of Rajasthan, Kasuti of Karnataka, Chicken work of Lucknow, Kantha of Bengal - in all the above the types and colors used. Motifs and fabrics used and their historical importance.

REFERENCE BOOKS:

1. Indian Costume –G.H Ghosrye, Popular books Pvt Ltd
2. The costumes and textiles of India – Jamila Brij Bhushan, D B Taraporevala Sons & Co, Bombay (1958)
3. Costumes of India –Dorris Flyn, Oxford & IBH Publishing Co, Delhi (1971).
4. Costumes of India and Pakistan – Das S.N, DB Taraporevala Sons and co, Bombay (1956).

WEB RESOURCES

- http://cbseacademic.nic.in/web_material/Curriculum/Vocational/2015/Traditional_India_Textile_and_Basic_Pattern_Dev_XII/CBSE_Traditional_Indian_Textiles%20_XII.pdf
- <https://textilevaluechain.in/in-depth-analysis/articles/traditional-textiles/history-of-indian-costumes/>
- https://www.researchgate.net/publication/215757088_Traditional_indian_Costumes_and_Textiles

- <https://www.youtube.com/watch?v=hIn6GUNzMkw>
- <https://www.youtube.com/watch?v=6eRYTyNPYxE>

COURSE LEARNING OUTCOMES

After completion of the **Indian Costume and Textile** course, the student will be able to:

- **CLO1:** Reveal the Costume History and Vedic Era Costume for dress Designing
- **CLO2:** Describe the knowledge about Traditional costumes of India and applications
- **CLO3:** Spread over knowledge of Dyed Printed and Painted Textiles techniques and its application
- **CLO4:** Identify the information of woven textiles of India Production technique
- **CLO5:** Appreciate the Indian Traditional Embroideries and their working



Tamil Nadu Open University
School of Science
Department of Apparel and Fashion Design
Chennai – 15

Name of the Programme – B.Sc., (Apparel and Fashion Design)

Syllabus – II year Semester 3 (Distance Mode)

COURSE TITLE : FABRIC MANUFACTURING TECHNIQUE

COURSE CODE : BSADS - 33

COURSE CREDIT : 4

COURSE OBJECTIVES

While studying the **Fabric Manufacturing Technique** course, the student shall be able to:

- **CO1:** Instruct the knowledge about Fabric Manufacturing Technique.
- **CO2:** Enhance of concept of Basic Weaving
- **CO3:** Enumerate the various types of Fancy Weaves
- **CO4:** Characterize Fabric making process of Knitting
- **CO5:** Perceptive about the Non-Woven

SYLLABUS

BLOCK –I: APPAREL MANUFACTURING TECHNIQUE

UNIT -1: Apparel Manufacturing Technique – types, Method

UNIT-2: Weaving Mechanism, Parts of Loom, Basic Process, Elements of woven design

UNIT-3: Methods of fabric representation, draft and lifting plan, construction of elementary weaves

BLOCK –II: BASIC WEAVES

UNIT-4: Plain, Warp Rib, Weft Rib,

UNIT-5: Twill, Modification of Twills,

UNIT-6: Satin And Sateen Weaves – Their Derivatives.

BLOCK –III: FANCY WEAVES

UNIT-7: Ordinary and brighten honey comb, its modification, huck a back and its modifications, crepe weaves, mock leno.

UNIT-8: Extra warp and extra weft figuring – single and two colours, planting,

UNIT-9: Pile fabric – Formation of pile – weft pile – plain back, twill back – length, density and fastness of pile – corduroy weft plush.

UNIT-10: Warp pile – Terry pile, with the aid of wires, face to face warp pile.

UNIT-11: Double cloth –classification, self stitched – face to back, back to face, both.

BLOCK –IV: KINTTING

UNIT-12: Knitting – Definition, classification and history, types of knitting- hand and machine, characteristics of knitted goods.

UNIT-13: General terms and principles of knitting technology, machine knitting, parts of machine, knitted loop structure, stitch density.

UNIT-14: Weft knitting – classification-circular rib knitting machine, purl, interlock, jacquard-single jersey machine

UNIT-15: Basic knitting elements-types and functions –knitting cycle,CAM-system-3 way technique to develop design-knit, tuck, miss-effect of stitches on fabric properties.

UNIT-16: Warp knitting-lapping variations-tricot, raschel, simplex and Milanese - kitten raschel-single

BLOCK –V: NONWOVEN

UNIT-17: Non-Woven- Felting, Fusing, Bonding, Lamination, Application of non-wovens

UNIT-18: Netting, Braiding, Calico, Tatting, Crocheting..

REFERENCE BOOKS:

1. Fibre Science and Technology - S.P.Mishra.
2. New Millennium fibres - Tatsuya Hongu, Gly O.Phillips
3. Knitting technology, David spencer, pergamen press, Oxford (1982)
4. Textiles –fibre to fabric, Corbmann B.P, International student's editions, Mc Graw Hill 2. Book company, Singapore 1985.
5. Textiles – Ninth edition ,Sara J Radolph and Anna L Langford, Prentice hall, New Jersey (2002).

WEB RESOURCES:

- <https://textilelearner.net/basic-weaving-mechanism-of-loom/>
- <https://gcwgandhinagar.com/econtent/document/15874492071HSCTCO203-%20knitting%20and%20classification%20of%20knits%20.pdf>
- <https://www.textiletoday.com.bd/types-non-woven-fabrics-manufacturing-processes-applications/>

- <https://www.youtube.com/watch?v=dwzZoNjQs3E>
- <https://www.youtube.com/watch?v=5xPJ1nMKVIA>
- <https://www.youtube.com/watch?v=VDNJXvhGgn4>
- <https://www.youtube.com/watch?v=cRXzN14NK0s>
- <https://www.youtube.com/watch?v=worKmsWZqYE>
- <https://www.youtube.com/watch?v=WYB0clbMCTg>
- <https://www.youtube.com/watch?v=beiVJrJ7iC4>

COURSE LEARNING OUTCOMES

After completion of the **Fabric Manufacturing Technique** course, the student will be able to:

- **CLO1:** Acquire the basic of knowledge of Fabric Manufacturing Technique
- **CLO2:** Identify the classification of Basic Weaves
- **CLO3:** Demonstrate the various types of Fancy weaves
- **CLO4:** Illustrate the concepts of Knitting
- **CLO5:** Observe the concepts of Nonwoven fabric making.



Tamil Nadu Open University
School of Science
Department of Apparel and Fashion Design
Chennai – 15

Name of the Programme – B.Sc., (Apparel and Fashion Design)

Syllabus – II year Semester 3 (Distance Mode)

COURSE TITLE : CORE PRACTICAL - FABRIC ANALYSIS

COURSE CODE : BSADS - P3

COURSE CREDIT : 2

COURSE OBJECTIVES

While studying the **Fabric Analysis** Course, the student shall be able to:

- **CO1:** Explore the basics of fabric Analysis
- **CO2:** Demonstrate the classification of weave
- **CO3:** Enumerate the various types of Fabric structure
- **CO4:** Observe the concepts of Knitting
- **CO5:** Recognize the concepts of fabric calculation

SYLLABUS

I. To analyze the following particulars of woven fabrics

- Warp Particulars - Ends per inch, Crimp percentage.
- Weft Particulars - Picks per inch, Crimp percentage.
- Fabric Particulars - Total cover factor, Thickness.

II. Design, Draft and Peg plan.

1. Plain weave and its derivatives (Warp rib, Weft rib)
2. Twill Weave – Right hand twill and Left-hand twill.
3. Satin
4. Sateen
5. Honeycomb Weave
6. Huck a back weave
7. Extra Warp and Weft Figuring

III. Identify the given fabric Sample. Methodology used – unravel and graphic representation

- Plain Knit
- Rib Knit – 1x1,2x2
- Interlock
- Pique – any 2 structures
- Tricot and Raschel

REFERENCE BOOKS:

1. Fibre Science and Technology - S.P.Mishra.
2. New Millennium fibres - Tatsuya Hongu, Gly O.Phillips
3. Knitting technology, David spencer, pergamen press, Oxford (1982)
4. Textiles –fibre to fabric, Corbmann B.P, International student’s editions, Mc Graw Hill 2. Book company, Singapore 1985.
5. Textiles – Ninth edition ,Sara J Radolph and Anna L Langford, Prentice hall, New Jersey (2002).

WEB RESOURCES:

<https://www.youtube.com/watch?v=beiVJrJ7iC4>

<https://www.youtube.com/watch?v=fqclfl5T14c>

<https://www.youtube.com/watch?v=DP71mEAwb0U>

<https://www.youtube.com/watch?v=trKzE2ZXZzs>

<https://www.youtube.com/watch?v=U1bk4ZI0Qvc>

COURSE LEARNING OUTCOMES

After completion of the **Fabric Analysis** course, the student will be able to:

- **CLO1:** Impart the Hands-on Experience in Fabric Constructions
- **CLO2:** Experience to handle the tools and machinery used in Fabric Analysis
- **CLO3:** Create the ability to express their ability create the draft and peg plan in weave construction
- **CLO4:** Perception related to Knitting and its construction structure
- **CLO5:** Acquire the Knowledge of Fabric Calculation



Tamil Nadu Open University
School of Science
Department of Apparel and Fashion Design
Chennai – 15

Name of the Programme – B.Sc., (Apparel and Fashion Design)

Syllabus – II year Semester 3 (Distance Mode)

COURSE TITLE	:	CORE PRACTICAL - ADVANCED GARMENT CONSTRUCTION (SEC)
COURSE CODE	:	BSADS – P4
COURSE CREDIT	:	3

COURSE OBJECTIVES

While studying the **Advanced Garment Construction** Course, the student shall be able to:

- **CO1:** Familiarize the students with the Pattern development
- **CO2:** Gain the practical knowledge in garment detailing
- **CO3:** Create the awareness about the tools and Equipment used in Apparel Designing
- **CO4:** Demonstrate the detail of garment drafting and garment construction
- **CO5:** Perception related to adult apparel and its construction

SYLLABUS

Design and Construct the following garments

Choose the material for your design – prepare the Pattern-laying, marking, cutting & Construct the **Any Five** Of the following Women's garment - Calculate the cost of the garment.

1. Saree Petticoat
2. Middi,
3. Middi top
4. Saree blouse
5. Salwar
6. Kameez
7. Nightie

8. Ladies pant

Choose the material for your design – prepare the Pattern-laying, marking, cutting & Construct the **Any Five** Of the following Men's garment - Calculate the cost of the garment.

1. Slack shirt
2. Nehru kurtha
3. churidhar
4. Pyjama
5. Pleated trousers
6. T-Shirt
7. Bermudas

REFERENCE BOOKS:

1. Practical Clothing Construction - I and II Mary Mathews, Cosmic Press, Chennai (1986)
2. The Complete book of Sewing Dorling Kindersley, Dorling Kindersley limited, London (1996)

WEB RESOURCES:

<https://www.youtube.com/watch?v=Exh-SGjb0II>

<https://www.youtube.com/watch?v=Llcp5q5auk4>

<https://www.youtube.com/watch?v=soj3YtOVEfc>

<https://www.youtube.com/watch?v=GCjJCQWH0YA>

<https://www.youtube.com/watch?v=v2HrHtkTc88>

COURSE LEARNING OUTCOMES

After completion of the **Advanced Garment Construction** course, the student will be able to:

- **CLO1:** Impart the Hands on Experience in Garment details Constructions in Adult garment
- **CLO2:** Experience to handle the tools, equipment and machinery used in Apparel Designing
- **CLO3:** Create the ability to express their ability in women's garment construction
- **CLO4:** Perception related to Men's apparel and its construction.
- **CLO5:** Enumerate the skills of Pattern making and altering skill



Tamil Nadu Open University
School of Science
Department of Apparel and Fashion Design
Chennai – 15

Name of the Programme – B.Sc., (Apparel and Fashion Design)

Syllabus – II year Semester 3 (Distance Mode)

COURSE TITLE : ENVIRONMENTAL STUDIES

COURSE CODE : CCE

COURSE CREDIT : 2

SYLLABUS

Unit 1: The Multi-disciplinary nature of environmental studies - Definition, scope and importance - Need for public awareness.

Unit 2: Natural Resources - Renewable and non- renewable resources - Natural resources and associated problems.

- a. Forest resources: Use and over-exploitation, deforestation, case studies. Timber extraction, mining, dams and their effects on forests and tribal people.
- b. Water resources: Use and over – utilization of surface and ground water, floods, drought, conflicts over water, dams – benefits and problems.
- c. Mineral resources: Use and exploitation, environmental effects of extracting and using mineral resources, case studies.
- d. Food resources: World food problems, changes caused by agriculture and overgrazing, effects of modern agriculture, fertilizer-pesticide problems, water logging, salinity case studies.
- e. Energy resources: Growing energy needs, renewable and non renewable energy sources, use of alternate energy sources. Case studies.
- f. Land resources: Land as a resource, land degradation, man induced landslides, soil erosion and desertification.
- g. Role of an individual in conservation of natural resources - Equitable use of resources for sustainable lifestyles.

Unit 3 : Ecosystems:

Ecosystems - Concept of an ecosystem - Structure and function of an ecosystem - Producers, consumers and decomposers - Energy flow in the ecosystem - Ecological Succession - Food chains, food webs and ecological pyramids - Introduction, types, characteristic features, structure and function of the following ecosystem:-

- a. Forest ecosystem
- b. Grassland ecosystem
- c. Desert ecosystem
- d. Aquatic ecosystems (ponds, streams, lakes, rivers, oceans, estuaries)

Unit 4: Biodiversity and its conservation:

Biodiversity and its conservation - Introduction – Definition : genetic, species and ecosystem diversity - Biogeographical classification of India - Value of biodiversity : consumptive use, productive use, social, ethical, aesthetic and option values - Biodiversity at global, National and local levels - India as a mega – diversity nation - Hot-spots of biodiversity - Threats to biodiversity : habitat loss, poaching of wildlife, man wildlife conflicts - Endangered and endemic species of India - Conservation of biodiversity : *In-situ* and *Ex-situ* conservation of biodiversity.

Unit 5: Environmental Pollution:

Environmental Pollution - Definition - Causes, effects and control measures of : Air pollution, Water pollution, Soil pollution, Marine pollution, Noise pollution, Thermal pollution, Nuclear hazards - Solid waste Management - Causes, effects and control measures of urban and industrial wastes. - Role of an individual in prevention of pollution - Pollution case studies - Disaster management: floods, earthquake, cyclone and landslides.

Unit 6: Social Issues and the Environment:

Social issues and the Environment - From Unsustainable to Sustainable development - Urban problems related to energy - Water conservation, rain water harvesting, watershed management - Resettlement and rehabilitation of people; it's problems and concerns. Case studies - Environmental ethics: Issues and possible solutions - Climate change, global warming, acid rain, ozone layer depletion, nuclear accidents and holocaust. Case studies - Wasteland reclamation - Consumerism and waste products - Environment Protection Act - Air (Prevention and Control of Pollution) Act - Water (Prevention and control of Pollution) Act - Wildlife Protection Act - Forest Conservation Act - Issues involved in enforcement of environmental legislation - Public awareness.

Unit 7: Human Population and the Environment:

Human Population and the Environment - Population growth, variation among nations - Population explosion - Family Welfare Programme - Environment and human health - Human Rights - Value Education - HIV / AIDS - Women and Child Welfare - Role of Information Technology in Environment and human health - Case Studies.

Unit: 8 Field Work Visit:

Visit to a local area to document environmental assets-river / forest/ grassland/ hill / mountain

Suggested Readings:

1. Carson, R.2002.Silent Spring, Houghton Mifflin Harcourt.
2. Gadgil, M.,&Guha,R. 1993. This Fissured Land: An Ecological History of India, Univ. Of California Press.
3. Glesson, B. And Law, N.(eds.)1999, Global Ethics and Environment, London, Routledge.
4. GliECK,P.H.1993.Water Crisis, Pacific Institute for Studies in Dev. Environment & Security, Stockholm Env. Institute, Oxford Univ. Press.
5. Groom, Martha J., Gary K.Meffe, and Carl Ronald Carroll, Principles of Conservation Biology. Sunderland: Sinauer Associate, 2006.
6. Grumbine.R.Edward, and Pandit,M.k.2013.Threats from India's Himalayas dams.Science,.339:36-37
7. McCully,P.1996.Rivers no more :the environmental effects of dams(pp.29.64).Zed books.
8. McNicill John R.2000.Something New Under the Sun: An Environmental History of the Twentieth Century.
9. Odum,E.P..Odum, H.T.& Andrees.J.1971.Fundamental of Ecology, Philadelphia Saunders.
10. Pepper.J.J...Gerba.C.P. & Brusseau.M.L.2011.Environmental and Pollution Science. Academic Press.
11. Rao.M.N.& Datta,A.K 1987.Waste Water Treatment, Oxford and IBH Publishing Co.Pvt.Ltd.
12. Raven,P.H..Hassenzahl,D.M & Berg.L.R..2012 Environment.8th edition.John Willey & sons.
13. Rosencranz., A.. Divan,S..& Noble, M.L.2001.Environmental law and policy in India, Tirupathi 1992.
14. Sengupta,R.2003.Ecology and Economics: An approach to sustainable development.OUP
15. Singh.J.S..Singh..S.P and Gupta,.S.R.2014.Ecology E nvironmental Science and Conservation, S.Chand Publishing .New Delhi .
16. Sodhi,N.S..Gibson.I..&Raven,P.H(EDS).2013.Conservation Biology :Voices from the Tropics.John Willey & Sons.
17. Thapar,V.1998.Land of the Tiger: A Natural History of the Indian Subcontinent.
18. Waren,C.E.1971.Biology and water Pollution Control. WB Saunders.
19. Wilson.E.O.2006. The Creation: An appeal to save life on earth.New York: Norton.
20. World Commission on Environment and Development.198.Our Common Future.Oxford University Press.



Tamil Nadu Open University
School of Science
Department of Apparel and Fashion Design
Chennai – 15

Name of the Programme – B.Sc., (Apparel and Fashion Design)

Syllabus – II Year Semester 4 (Distance Mode)

COURSE TITLE : CORE - TEXTILE PROCESSING AND PRINTING (CC)

COURSE CODE : BSADS – 41

COURSE CREDIT : 4

COURSE OBJECTIVES

While studying the **Textile Processing and Printing** course, the student shall be able to:

- **CO1:** Impart knowledge about textile processing in terms of their origin and properties.
 - **CO2:** Understanding of concept of Mercerization and Bleaching
 - **CO3:** Characterize different method of Dyeing
 - **CO4:** Insightful about the Printing technique
 - **CO5:** Observe the concepts of types of printing and fixing treatment
-

SYLLABUS

BLOCK – I: WET PROCESSING

UNIT -1: Typical sequence of processes. Object and methods Singeing, Desizing, Scouring

UNIT - 2: Synthetic Fiber Heat setting, Wool carbonizing, Weighting of silk.

UNIT -3: Wet processing equipment – kier – J box – pad roll – U box – Roller bed – Conveyor steamer – stenter.

BLOCK – II: MERCERIZATION AND BLEACHING

UNIT - 4: Mercerization – Theory process - Methods – Chemicals – effects.

UNIT -5: Bleaching – Hypo chlorites – Hydrogen peroxide – sodium chlorite.

UNIT -6: Equipments and chemicals for bleaching of cotton, viscose, cotton/ viscose Polyester/ cotton.

UNIT -7: Evaluation of bleached fabric–whiteness–absorbency–chemical damage - residues.

BLOCK – III: DYEING

UNIT -8: Dyeing – Classification of colorants – Natural and synthetic dyes

UNIT -9: Fastness properties of dyes Dyeing – classification of colorants – fastness properties of dyes.

UNIT -10: Dyeing machines – fibre, yarn and fabric dyeing machines – loose stock fibre bale – hank package

UNIT -11: jigger – winch – HT Beam jet – padding mangles. Garment dyeing machines.

BLOCK IV: PRINTING

UNIT -12: Printing styles of printing – Direct, Resist and Discharge Printing

UNIT -13: Direct printing: Block printing – Stencil printing – Brief history, preparation of fabric, stencils (For one or more colour) Materials used for preparing stencils, process involved and techniques used .

UNIT -14: Resist printing: Batik printing- Tie and dye – Brief history, Equipments required, process sequence and techniques used.

UNIT -15: Other printing methods: Ink jet printing, Heat transfer printing, photo printing.

BLOCK – V: PRINTING METHOD AND FIXING TREATMENT

UNIT -16: Methods of printing – screen printing – automatic screen printing – roller printing – rotary printing – transfer printing.

UNIT -17: Fixation and after treatment. Wet processing of Knitted fabric – scouring – Bleaching dyeing – printing calendaring.

UNIT -18: Shrink controlling - steaming. Wet processing of polyester, Nylon, silk, wool and their blends.

REFERENCE BOOKS:

1. Paters R.H. Textile Chemistry” Vol. I,II Textile institute, Manchester 1970.
2. Shenai V.A.” Technology of textile processing” Vol. III, V,Vii,VII Sevale publications, Bombay 1981.
3. Textiles – Ninth edition ,Sara J Radolph and Anna L Langford, Prentice hall, New Jersey (2002).
4. Textile processing – J L Smith, Abhishek publications, Chandigarh (2003).
5. Textile Chemistry – Peters R H , Vol I, & II, Textile Institute Manchester (1970)

WEB RESOURCES:

<https://www.youtube.com/watch?v=Tmsg5Nt5cqA>

<https://www.youtube.com/watch?v=j3mMrDChzHw>

<https://www.youtube.com/watch?v=mq9kDrGYWTU>

<https://www.youtube.com/watch?v=PivJ6Wnew3g>

<https://www.youtube.com/watch?v=7HHQUesI2sY>

https://www.youtube.com/watch?v=NiRka-ut_kQ

COURSE LEARNING OUTCOMES

After completion of the **Textile Processing and Printing** course, the student will be able to:

- **CLO1:** Identify the Textile Processing methods and Knowing their Importance in clothing
- **CLO2:** Learn the Method of fabric processing techniques of mercerization
- **CLO3:** Understand the knowledge of Dyeing and its Classification
- **CLO4:** Apply knowledge of printing and its Techniques
- **CLO5:** Acquainted the machine Knowledge and Various printing and its fixing technique



Tamil Nadu Open University
School of Science
Department of Apparel and Fashion Design
Chennai – 15

Name of the Programme – B.Sc., (Apparel and Fashion Design)

Syllabus – II year Semester 4 (Distance Mode)

COURSE TITLE : CLOTHING CARE AND MAINTANANCE

COURSE CODE : BSADS - 42

COURSE CREDIT : 2

COURSE OBJECTIVES

While studying the **Clothing care and Maintenance** course, the student shall be able to:

- **CO1:** Identify the Importance of Clothing care and Maintenance
- **CO2:** Impart the knowledge of laundry process and Reagents
- **CO3:** Learn the details of laundry equipment involved in Clothing Care Process
- **CO4:** Provide the Knowledge about Principles of washing and laundering of different fabrics
- **CO5:** Acquaint the Importance of Special types of laundry, Care label and Stain removing

SYLLABUS

BLOCK-I: LAUNDRY SOAP AND DETERGENTS

UNIT-1: Fabric Care – Introduction, Need and Importance

UNIT-2: Water- hard and soft water, methods of softening water.

UNIT-3: Laundry soaps – Manufacture of soap (Hot process, cold process), composition of soap types of soap,

UNIT-4: Soap less detergents, chemical action, detergent manufacture, advantages of detergents

BLOCK-II: LAUNDRY FINISHING

UNIT-5: Stiffening Agents – Starch (cold water and hot water) , Other stiffening agents, preparation of starch

UNIT-6: Laundry blues, their application.

BLOCK-III: LAUNDRY AND DRYING EQUIPMENT

UNIT-7: Laundry equipment – for storage, for steeping and Washing

UNIT-8: Hand Washing Equipment - Wash board, suction washer, wash boiler

UNIT-9: Machine Washing Equipment-washing machine –Method- Types of Washing machine - Function of Washing machine

UNIT-10: Drying equipment's – outdoor and indoor types.

UNIT-11: Irons and ironing board – types of iron (box, flat, automatic, steam iron). Ironing board – different types.

BLOCK-IV: PRINCIPLES OF WASHING AND LAUNDERING OF DIFFERENT FABRICS

UNIT-12: Principles of washing – suction washing, washing by kneading and squeezing, washing by machine - Process details and machine details.

UNIT-13: Laundering of different fabrics – cotton and linen, woollens, coloured fabrics, silks, rayon and nylon.

UNIT-14: Dry cleaning – using absorbents, using grease solvents. Storing – points to be noted.

BLOCK-V: SPECIAL TYPES OF LAUNDRY

UNIT-15: Special types of Laundry – water proof coats, silk ties, leather goods, furs, plastics, lace.

UNIT-16: Stain removal – food stains, lead pencil, lipstick, mildew, nose drops, paint, perfume, perspiration / mildew, tar, turmeric and kum- kum.

UNIT-17: Care labels – washing, bleaching, Drying, ironing and different placements of label in garments.

REFERENCE BOOK

1. Textiles fabrics and their Selection – Wingate I B, Allied publishers Ltd, Chennai.
2. Fundamentals of Textiles and their Care- Susheela Dantiyagi , Orient Longmann Ltd (1980).
3. Family Clothing – Tate of Glession , John Wiley & Sons I n c, Illinois.
4. Household Textiles and Laundry Work – Durga Duelpkar , Amla Ram & Sons, Delhi

WEB RESOURCES:

<https://www3.epa.gov/ttnchie1/ap42/ch06/final/c06s08.pdf>

http://smmcollege.in/wp-content/uploads/2019/12/B.SC_-PART-II-SEM-III-Soaps-and-Detergents.pdf

<https://www.slideshare.net/indianchefrecipe/types-of-laundry>

<https://textilelearner.net/stain-removal-techniques-from-clothes/>

https://www.brainkart.com/article/Care-And-Maintenance-Of-Garments---Washing---Principles-and-Application_1898/

COURSE LEARNING OUTCOMES

After completion of the **Clothing care and Maintenance** course, the student will be able to:

- **CLO1:** Enumerate the different types of laundry reagent and Soaps
- **CLO2:** Create the fundamental concept of Clothing care and Maintenance
- **CLO3:** Analyze various Laundry Equipment involved in Apparel Sector
- **CLO4:** Impart the knowledge of washing principles and Special fabric Care
- **CLO5:** Develop the ability to fabric stain and its removing process



Tamil Nadu Open University
School of Science
Department of Apparel and Fashion Design
Chennai – 15

Name of the Programme – B.Sc., (Apparel and Fashion Design)

Syllabus – II year Semester 4 (Distance Mode)

COURSE TITLE : FABRIC STUDIES AND HOME TEXTILE

COURSE CODE : BSADS - 43

COURSE CREDIT : 4

COURSE OBJECTIVES

While studying the **Fabric studies and Home Textiles** course, the student shall be able to:

- **CO1:** Create the Appearance and performance characteristics of various fabrics.
- **CO2:** Compare specific characteristics of fabrics with relation to their application and end-use in-home textiles
- **CO3:** Familiar with the terminology of Textiles in commercial use of floor and wall covering.
- **CO4:** Know the details of Textile application in door and window treatment
- **CO5:** Identify the application of various categories of soft furnishing.

SYLLABUS

BLOCK- I: TEXTILE FABRIC

UNIT 1: Textile fabric –Definition, Need, Use, Composition of Fabric, Application of fabric

UNIT 2: Process of Fabric Development – Woven, Knitted, Nonwoven and Other Fabric Development

UNIT 3: Types of Textile Fabric – Woven fabric, Knitted Fabric, Laced Fabric and Blended Fabric

UNIT 4: Woven fabric and its type – Cotton, silk, woollen and Blended

UNIT 5: Knitted fabric and its type – Jersey, Rib, Double Knit and Knitted fur Fabric

UNIT 6: Laced Fabrics and their Types - Blended

BLOCK- II: HOME TEXTILES

UNIT 7: Introduction to Textile fabric – Types – classification - application in home textiles, UNIT 8: Definition, types of home textiles, factors influencing selection of home textiles, recent trends in home textiles

BLOCK – III: FLOOR AND WALL COVERING

UNIT 9: Floor and wall coverings – definition, types of floor covering –hard, soft and resilient floor coverings and uses and care and maintenance of floor coverings

UNIT 10: Wall covering- definition, uses, care and maintenance of wall coverings.

BLOCK – IV: DOOR AND WINDOW TREATMENT

UNIT 11: Door and window treatments –definition and parts of door and windows, curtains and draperies – definition and materials used for curtains and draperies

UNIT 12: Types of Curtains –draw, tailored, pleated, café, three tier curtains.

UNIT 13: Types of Draperies – swags. Accessories- rods hook, rails, racks, curtain tape pins.

BLOCK –V: SOFT FURNISHINGS

UNIT 14: Soft furnishings for living and bed linen. Introduction to living and bedroom linens, types-sofa, sofa covers, wall hangings,

UNIT 15: cushion, cushion covers, upholsteries, bolster and bolster covers, bed sheets, covers, blankets, blanket covers, comfort and comfort covers, bed spreads, mattress and mattress covers, pillow and pillow covers, pads, uses and care.

UNIT 16: Soft furnishings for kitchen and dining ,types of kitchen linens – kitchen towel, aprons, dish cloth, fridge, grinder and maxi covers, mittens, fridge holders – their uses and care.

UNIT 17: Types of dining- table mat, dish/pot holders, cutlery holder, fruit baskets, hand towels-uses and care. Bathroom linens

REFERENCE:

1. Cheryl Mendelson, Home Comforts-the arts and science of keeping home, published by Scriber, New York, 2005.
2. Hamlyn octopus, Cushions and Pillows- professional skills –made easy, Octopus publishing group, New York, 2001.
3. Magi Mc McCormick Gordon, The ultimate sewing Book 200 sewing ideas for you and your home, Collins and Brown,London,2002.
4. Anne van Wagner Childs Leisure Arts- Inc., Sew no more Home Décor, Arkansas, U.S.A, 1993.
5. Mary Mulasi, Garments with style, Chiton Book Company, Pennsylvania, 1995.

6. Rhoda J.Murphy, House Beautiful-A seasonal guide to decorating with fabric, Quadrille publishing Ltd, New York, 1997.
7. Art and craft of fabric decoration-Juliet Bawden, published in London, 1994.
8. Dorothy Gates, The essential guide to upholstery ,published in 2000 by Merehurst Ltd, London.
9. Wendy Baker,Curtain and fabric selector, 2000, published by Collins and Brown Ltd, London.
- 10.Susie Johns, Cornucopia of cushions, published by Apple Press,London, 1997.
- 11.Diana Lodge, Traditional Needle Arts –Quilting, published by Mitchell Beazley, 1995, London.
- 12.Design and make curtains by Heather Luke, published by New Holland publishers,London,1999.

WEB RESOURCES

- <https://textiletutorials.com/different-types-of-fabrics-and-their-uses-with-pictures/>
- <https://admin.umt.edu.pk/Media/Site/std1/FileManager/2020/Articles2020/Soft%20furnishings.pdf>
- <https://ucanr.edu/sites/forestry/files/172249.pdf>
- <https://www.youtube.com/watch?v=GIO74sxEK0c>
- <https://www.youtube.com/watch?v=o1t1wO3kek8>

COURSE LEARNING OUTCOMES

After completion of the **Fabric studies and Home Textiles** course, the student will be able to:

- **CLO1:** Express the different types of Textile fabric and its Commercial end use
- **CLO2:** Create the fundamental understanding of fabric characteristic
- **CLO3:** Analyze various application of fabric in Home Textile
- **CLO4:** Impart the knowledge of kind of furnishings that can be used for wall and floor covering
- **CLO5:** Know about furnishing and decorations used for Home Textile.



Tamil Nadu Open University
School of Science
Department of Apparel and Fashion Design
Chennai – 15

Name of the Programme – B.Sc., (Apparel and Fashion Design)

Syllabus – II year Semester 4 (Distance Mode)

COURSE TITLE : PRACTICAL – TEXTILE PROCESSING AND PRINTING

COURSE CODE : BSADS – P5

COURSE CREDIT : 2

COURSE OBJECTIVES

While studying the **Textile Processing and Printing** course, the student shall be able to:

- **CO1:** Gain the Hands-on Experience in Fabric processing, Dyeing and Printing
- **CO2:** Experience to develop the different types Dyed Sample
- **CO3:** Perception related to use of Chemicals and preparation of Ingredients
- **CO4:** Insightful about the Printing technique
- **CO5:** Know the application of printing style in fabric

SYLLABUS

Prepare the Sample for the following

1. Preparation of samples for Processing –Desizing, Scouring, Bleaching ,Mercerising
2. Dye the given fabric using suitable dye -Direct Dye, Sulphur Dyes, Vat Dyes, Disperse Dyes, Reactive Dyes, Acid Dyes, Basic Dyes, Vegetable Dyes (any one)
3. Create Design with Block printing – Vegetable/ wooden blocks
4. Create Design for Chest print/ Neck /Yoke designs with Stencil printing.
5. Tie and Dye Designs with any three methods with single/ double/ Multi colours.
6. Batik printing with any three methods with single/ double/ Multi colours.

7. Print a Design using Screen printing methods.

REFERENCE BOOKS:

- Paters R.H. Textile Chemistry” Vol. I,II Textile institute, Manchester 1970.
- Shenai V.A.” Technology of textile processing” Vol. III, V,Vii,VII Sevale publications, Bombay 1981.
- Textiles – Ninth edition ,Sara J Radolph and Anna L Langford, Prentice hall, New Jersey (2002).
- Textile processing – J L Smith, Abhishek publications, Chandigarh (2003).
- Textile Chemistry – Peters R H , Vol I, & II, Textile Institute Manchester (1970)

WEB RESOURCES:

- <https://www.youtube.com/watch?v=B5rig4mOhpg>
- <https://www.youtube.com/watch?v=fMh-Y4mLsx8>
- <https://www.youtube.com/watch?v=p9ofKvdm6E>
- https://www.youtube.com/watch?v=8BuEIHe_NYI
- <https://www.youtube.com/watch?v=aihs123cfvo>
- <https://www.youtube.com/watch?v=9pwBFDCnJgk>
- <https://www.youtube.com/watch?v=OI91WOfFU9o>
- <https://www.youtube.com/watch?v=Rn-07T3wAUA>
- <https://www.youtube.com/watch?v=jRNqaOA8ZRI>

COURSE LEARNING OUTCOMES

After completion of the **Textile Processing and Printing** course, the student will be able to:

- **CLO1:** Create different designs by using dyes and Prints in fabric.
- **CLO2:** Learn to identify the different types of dyes and their dyeing recipes.
- **CLO3:** Learn to develop dye samples using different types of dyes
- **CLO4:** Develop the printed sample by using relevant tool
- **CLO5:** Able to after treatment for Dyed and Printed sample.



Tamil Nadu Open University
School of Science
Department of Apparel and Fashion Design
Chennai – 15

Name of the Programme – B.Sc., (Apparel and Fashion Design)

Syllabus – II year Semester 4 (Distance Mode)

**COURSE TITLE : PRACTICAL – FABRIC EMBELLISHMENTS
(SEC)**

COURSE CODE : BSADS – P6

COURSE CREDIT : 2

COURSE OBJECTIVES

While studying the **Fabric Embellishments** course, the student shall be able to:

- **CO1:** Learn the Experience in Fabric Decoration
- **CO2:** Experience to develop the different types of Decoration Medium
- **CO3:** Understand the different types of hand Embroidery.
- **CO4:** Insightful about the alternative decorative ideas of fabric
- **CO5:** Know the cost calculation of the garment

SYLLABUS

Prepare samples for the following

1. Hand embroidery – 20 stitches -10 samples
2. Traditional embroidery (Any 3) -Embroidery of Kashmir ,Phulkari of Punjab ,Gujarat – Kutch embroidery, embroidery of Rajasthan , Kasuti of Karnataka ,Chickenwork of lucknow, Kantha of Bengal.
3. Mirror work
4. Sequence /Bead / Zardoshi work
5. Appliqué work / Patch Work
6. Decorate the Fabric by using Glitter tube / Fabric Paint

WEB RESOURCES:

- <https://www.youtube.com/watch?v=OWv6Ypzn9dg>
- https://www.youtube.com/watch?v=uJ2SyeFA_B4

- <https://www.youtube.com/watch?v=Uo1ueLk1vA>
- <https://www.youtube.com/watch?v=p04zPLbawd4>
- <https://www.youtube.com/watch?v=8ChE9UBWA8A>
- <https://www.youtube.com/watch?v=neKdctwcZ1g>

COURSE LEARNING OUTCOMES

After completion of the **Fabric Embellishments** course, the student will be able to:

- **CLO1:** Create new designs for apparel.
- **CLO2:** Learn to handle the needle and Thread required for the garment design.
- **CLO3:** Learn to suitability of fabric and its decorative material
- **CLO4:** Gathered new ideas with Traditional Embroidery
- **CLO5:** Able to calculate material for Smocking and Patch work cost for the constructed garment



Tamil Nadu Open University
School of Science
Department of Apparel and Fashion Design
Chennai – 15

Name of the Programme – B.Sc., (Apparel and Fashion Design)

Syllabus – III year Semester 5 (Distance Mode)

COURSE TITLE : CORE - APPAREL STANDARDS AND QUALITY MANAGEMENT

COURSE CODE : BSADS – 51

COURSE CREDIT : 4

COURSE OBJECTIVES

While studying the **Apparel standards and Quality Management** course, the student shall be able to:

- **CO1:** Give the student an awareness regarding the quality control in the garment industry
- **CO2:** Provide an insight into the aspects of quality control in the Industry
- **CO3:** Learn the details of cost control in Apparel Industry
- **CO4:** Provide the Knowledge about Evolution of Quality management
- **CO5:** Acquaint the Importance of Environmental Management System

SYLLABUS

BLOCK-I: QUALITY CONTROL

UNIT-1: Definition and Scope of Quality control – establishing merchandising standards- establishing raw material quality control specifications –

UNIT-2: Quality control of raw material. Establishing Processing quality specification – Training quality control personnel –

UNIT-3: Quality control inspection procedures for processing- Quality control of finished garments –

UNIT-4: Quality control for packaging , warehousing and shipping –

UNIT-5: Statistical quality control - Sampling plans – Industry-wide quality standards .

BLOCK-II: PRODUCTION CONTROL

UNIT-6: Function of production control – Production analysis – Quality specifications – quantitative specifications –

UNIT-7: Basic production systems – whole garment, departmental whole garment, subassembly systems and progressive bundle systems,

UNIT-8: Principles for choosing a production system – Evaluating production systems

BLOCK-III: COST CONTROL

UNIT-9: Functions of cost control, types of costs and expenses

UNIT-10: Apparel manufacturing cost categories – sales cost control, purchasing cost control, production cost control, administration cost control

UNIT-11: cost ration policies – the manufacturing budget –cash flow controls –

UNIT-12: standard cost sheet, break-even – charts.

BLOCK-IV: QUALITY MANAGEMENT

UNIT-13: Quality – Evolution of Quality management – Quality function and quality planning

UNIT-14: Basic concepts of Total Quality Management (TQM) – Principles of TQM –

UNIT-15: Quality Trilogy – Four pillars of TQM –

UNIT-16: PDCA cycle & PDSA cycle –

UNIT-17: Kaizan concept – 5“S Philosophy – Quality circles.

BLOCK-V: ENVIRONMENTAL MANAGEMENT SYSTEM

UNIT-18: Environmental Management System (EMS) – Meaning & Definition- Elements of EMS – Benefits of EMS

UNIT-19: Environmental Policies – Implementation of ISO 14000 –

UNIT-20: study on other management system: SA8000, OHSAS 18000 and WRAP

REFERENCE BOOKS:

1. Solinger, Jacob, Apparel manufacturing analysis, New York, textiles books, 1961.
2. Solinger, Jacob, Apparel manufacturing handbook, analysis principles and Practice, Columbia media corp, 1988.
3. J.M.Juran, “Quality Control Hand book”.
4. Basker S, “Total Quality Management”, Anuradha Publications, Kumbakonam.
5. Shridhara Bhat K, “Total Quality Management”, Himalaya Publishing Corporation, Delhi.

6. Amstrong, “Hand book of Total Quality Management”, Jaico Publications, Delhi

WEB RESOURCES:

- <https://textilevaluechain.in/in-depth-analysis/articles/textile-articles/textile-testing-and-quality-control/>
- <https://www.woolwise.com/wp-content/uploads/2017/05/07.2-Textile-Quality-Management-Notes.pdf>
- <https://egyankosh.ac.in/bitstream/123456789/39209/1/Unit-4.pdf>
- <https://egyankosh.ac.in/bitstream/123456789/84021/1/Unit-2.pdf>
- https://www.kngac.ac.in/elearning-portal/ec/admin/contents/5_18KP3COELCO4_2020101610563491.pdf

COURSE LEARNING OUTCOMES

After completion of the **Apparel standards and Quality Management** course, the student will be able to:

- **CLO1:** Understand the different types of Quality standard and its implementations
- **CLO2:** Learn the importance of Quality standard in Apparel industry
- **CLO3:** Apply knowledge of Quality control and Cost control process in Apparel Production
- **CLO4:** Acquainted the procedure and process involved in quality checking
- **CLO5:** Develop the ability to understand about Environmental Management Systems



Tamil Nadu Open University
School of Science
Department of Apparel and Fashion Design
Chennai – 15

Name of the Programme – B.Sc., (Apparel and Fashion Design)

Syllabus – III year Semester 5 (Distance Mode)

COURSE TITLE : CORE - FASHION MERCHANDISING(DSE)

COURSE CODE : BSADS – 52

COURSE CREDIT : 4

COURSE OBJECTIVES

While studying the **Fashion Merchandising** course, the student shall be able to:

- **CO1:** Impart the knowledge of Merchandising and its type
- **CO2:** Provide an insight into the aspects of Process in the garment Industry
- **CO3:** Learn the details of order sheet and its content in Apparel Industry
- **CO4:** Provide the Knowledge about Elements of Visual Merchandising
- **CO5:** Acquaint the Importance of Store Management in Merchandising

SYLLABUS

BLOCK – 1 : MERCHANDISING

UNIT-1: Merchandising: Introduction, Meaning- Apparel Merchandising – Concepts of „Six Rights – Organisation structure of an apparel industry –

UNIT-2: Classification of Exporters - Rating or Grading of export houses – Classification of buyers

UNIT-3: Export merchandising and retail merchandising – Company profile and its contents. UNIT-4: Types of merchandisers - Functions of a merchandiser – Essential requisites of a good merchandiser –

UNIT-5: Vendor sourcing, evaluation, and development – Global sourcing – Vendor nomination by buyers – Reasons for vendor nomination.

BLOCK – II : PROCESS FLOW IN APPAREL INDUSTRY

UNIT-6: Process flow in apparel industry – Buyer sourcing & communication – Enquiry – Order confirmation – order review and its importance –

UNIT-7: Planning & programming: Master planning, Scheduling, or route card – Factors for route card - programming for yarn, knitting, dyeing, stitching, sampling, accessories –

UNIT-8: Samples: Meaning & importance – Types of samples – expedition of samples, Cost estimating

BLOCK – III: ORDER SHEET AND ITS CONTENTS

UNIT-9: Order sheet and its contents – Packing list and its contents

UNIT-1: Document formats: order sheet, packing list, invoice, inspection and testing reports etc., - Assortment and its types.

UNIT-10: Documents recording and maintenance – Claims and reasons for claims

UNIT-11: Factory audits – Buyer's code of conducts.

BLOCK – IV: VISUAL MERCHANDISING

UNIT-12: Introduction – Elements of Visual Merchandising – Needs – Psychology –

UNIT-13: Display- Types of Display, Elements of display – the merchandise , mannequins and forms , props , signage , lighting

UNIT-14: Merchandising presentation – tools and techniques- back drop, forms, fixtures. Physical materials used to support the display, Components of display,

UNIT-15: Some Useful Display Fixtures, Shelves, Gondolas, Round racks, four ways, Saccades and fixation, Replenishes, Planogram.

BLOCK – V : STORE MANAGEMENT IN MERCHANDISING

UNIT-16: Store Management in Merchandising Store Management in Merchandising - Introduction, Objectives,

UNIT-17: Types of Stores, Location of a Store, Store Layout, Types of Store Layouts, Store Space Allocation.

UNIT-18: Store Design - Introduction, Concept of Store Design, Exterior of a store, Interior of a store, Merchandise Presentation Strategies.

UNIT-19: Applications of Visual Merchandising – Exterior, Interior, Trade show & Fair, UNIT-20: Fashion show-Definition, planning, budgeting, location, timings, selection of models, collection, set design, music, preparing the commentary, choreography, rehearsal

REFERENCE BOOKS:

1. Retail Fashion promotion and Advertising – Drake et-al, Macmillan Publications Company, new york.
2. Fashion –From concept to consumer – Gini Stephens Frings, 6th edition, prentice Hall (1999).
3. Inside the fashion business –Bennett, Coleman & o, Mumbai(1998).

Art and Fashion in clothing selection – Harriet T ,Mc Jimsey, The Iowa state university

4. Fashion Merchandising & Merchandising, 4th Edition, Mary G.Wolfe, The Goodheart-Willcox Co.,Inc, Illions, 2014.

5. Fashion- from Concept to Consumer, 9th Edition, Gini Stephens Frings, Pearson Education Ltd, Harlow, 2014.

7. Visual Merchandising and Display, 6th Edition, Martin M. Pegler, Fairchild Books, UK.

8. New Trends in Visual Merchandising – Retail Display Ideas that Encourage Buying, Judy Shepard, Harper Design Publishers, 2013.

WEBLINK:

- <https://ncert.nic.in/textbook/pdf/lehe202.pdf>
- [https://gcwgandhinagar.com/econtent/document/15874621032tassco402-%20visual%20merchandising%20\(importance,components,%20rules,%200elements\)%](https://gcwgandhinagar.com/econtent/document/15874621032tassco402-%20visual%20merchandising%20(importance,components,%20rules,%200elements)%)
- <https://www.textiletoday.com.bd/introduction-to-fashion-merchandising/>
- <https://www.indeed.com/career-advice/finding-a-job/what-is-visual-merchandising>
- <https://techpacker.com/blog/manufacturing/what-is-a-purchase-order-sheet-in-garment-manufacturing/>

COURSE LEARNING OUTCOMES

After completion of the **Fashion Merchandising** course, the student will be able to:

- **CLO1:** Give understand about Merchandising in the garment industry
- **CLO2:** Create the fundamental concept of Merchandising and its functions
- **CLO3:** Analyze various Process flow in apparel industry involved in Apparel Sector
- **CLO4:** Apply knowledge of Visual Merchandising in apparel industry
- **CLO5:** Develop the ability to maintain document recording and Maintenance in Store Management in Merchandising.



Tamil Nadu Open University
School of Science
Department of Apparel and Fashion Design
Chennai – 15

Name of the Programme – B.Sc., (Apparel and Fashion Design)

Syllabus – III year Semester 5 (Distance Mode)

COURSE TITLE : CORE PRACTICAL- FASHION DRAPING
COURSE CODE : BSADS – P7
COURSE CREDIT : 2

COURSE OBJECTIVES

While studying the **Fashion Draping** course, the student shall be able to:

- **CO1:** Provide basics of draping and dress forms.
- **CO2:** Enumerate the Draping basic front and back bodice
- **CO3:** Evaluate the Draping basic skirts
- **CO4:** Identify the Draping yokes, Shirt yoke and midriff yoke
- **CO5:** Construct the Draping collars

SYLLABUS

List of Experiment:

1. Introduction to draping and dress forms
2. Draping basic front and back bodice.
3. Draping basic skirts
4. Draping yokes, Shirt yoke and midriff yoke
5. Draping collars- Peter pan, Mandarin and Shirt Collar.

WEB RESOURCES:

- <https://www.designersnexus.com/fashion-design-industry-information/what-is-fashion-draping/>
- <https://www.masterclass.com/articles/draping-guide>
- <https://www.iiftbangalore.com/blog/what-is-draping-and-its-importance/>
- <https://www.youtube.com/watch?v=BhG9Sp3UutI>

- https://www.youtube.com/watch?v=Ma_u1FmOMdM

COURSE LEARNING OUTCOMES

After completion of the **Fashion Draping** course, the student will be able to:

- **CLO1:** Recognize the basic of draping and dress forms.
- **CLO2:** Identify the Draping basic front and back bodice.
- **CLO3:** Develop the Draping basic skirts
- **CLO4:** Create the Draping yokes, Shirt yoke and midriff yoke
- **CLO5:** Develop the Draping collars.



Tamil Nadu Open University
School of Science
Department of Apparel and Fashion Design
Chennai – 15

Name of the Programme – B.Sc., (Apparel and Fashion Design)

Syllabus – III year Semester 5 (Distance Mode)

COURSE TITLE : DESIGN DEVELOPMENT AND PRESENTATION (SEC)

COURSE CODE : BSADS – P8

COURSE CREDIT : 2

COURSE OBJECTIVES

While studying the **Design Development and Presentations** course, the student shall be able to:

- **CO1:** Make a design collection by utilizing all designing and technical skills
- **CO2:** Create a portfolio for exhibiting the design collection in a creative manner.
- **CO3:** Enumerate the detail of colour board
- **CO4:** Evaluate the design development process
- **CO5:** Construct the final presentation

SYLLABUS

Portfolio development and presentation technique:

To be planned for a season or occasion.

- Customer profile.
- Mood board.
- Design development chart
- Fabric board.
- Colour board.
- Accessories board.
- Story board.
- Final presentation. (Number of garments in a collection 4-6 garments).

WEB RESOURCES:

- <https://www.youtube.com/watch?v=UI82wf-mpDA>
- <https://www.youtube.com/watch?v=pUO3swAkmZg>
- <https://www.youtube.com/watch?v=R-uRw56n--w>
- <https://www.youtube.com/watch?v=HEsmu45SKv4>
- <https://www.youtube.com/watch?v=iUhM2pmn1qA>

COURSE LEARNING OUTCOMES

After completion of the **Design Development and Presentations** course, the student will be able to:

- **CLO1:** Understand about fashion season and fashion trends
- **CLO2:** Select themes to get inspiration design ideas and colours.
- **CLO3:** Create mood board, story board and colour boards.
- **CLO4:** Develop designs for selected season and theme with appropriate colors by flat sketches.
- **CLO5:** Construct the designed garments with suitable fabric, proper fit and good aesthetic appeal.



Tamil Nadu Open University
School of Science
Department of Apparel and Fashion Design
Chennai – 15

Name of the Programme – B.Sc., (Apparel and Fashion Design)

Syllabus – III year Semester 6 (Distance Mode)

COURSE TITLE : CORE: COMPUTER IN GARMENT INDUSTRY

COURSE CODE : BSADSS – 61

COURSE CREDIT : 2

COURSE OBJECTIVES

While studying the **Computer in Garment Industry** course, the student shall be able to:

- **CO1:** Impart the basic knowledge required for handling the computer in Apparel Industry
- **CO2:** Introduce the role of Computer in Apparel Sector
- **CO3:** Create the awareness about the integration of computer in Machinery and tools
- **CO4:** Describe the process sequence involved in computer aided Manufacturing
- **CO5:** Develop the ability to maintain computer integrated Manufacturing

SYLLABUS

BLOCK –I: COMPUTER

UNIT- 1: Introduction to computer, Input and Output Devices, System Software and Application

UNIT- 2: Software Computer Language, Compiler and Assembler

UNIT -3: Classification of computers, computer generations, computer specification, organization of computer sections.

UNIT- 4: Types of storage devices (primary and secondary), input devices, output devices.

BLOCK—II: ROLE OF COMPUTERS

UNIT- 5: Role of computers in fashion industry – Information flow

UNIT- 6: CAD, CAM, CIM, CAA, PDC – Definition and functions.

UNIT- 7: Computers in production planning and production scheduling,

UNIT- 8: computerized colour matching system.

BLOCK – III : CAD IN DESIGNING

UNIT- 9: CAD in designing Textile designing – Weaving, Knitting and printing.

UNIT- 10: Creating embroidery designs.

UNIT- 11: Garment designing – 2D and 3D forms.

BLOCK –IV: CAD IN PATTERN MAKING

UNIT- 12: CAD in pattern making– system description – information flow – process involved in pattern making,

UNIT- 13: CAD in pattern grading - process involved in pattern grading.

BLOCK –V: COMPUTER IN OTHER APPLICATION

UNIT- 14: Computer application in fabric defect checking, laying / spreading,

UNIT- 15: Cutting marker planning, labelling – parts and functions.

UNIT- 16: Computerized sewing machines

REFERENCE:

1. Clothing Technology – Hannelore Eberle et –al, Verlaag Europa – Lehrmittel, Vollmer Gmbh & Co 4287, Haan – Gruilen.
2. Computer Fundamentals – P K Sinha , BPB Publications, Delhi (1992)
3. The technology of clothing manufacture – Harold Carr and Barbara Latham, Blackwell Ltd (1994)
4. Pattern Grading for Women"s Cloths the Technology of sizing – Gerry Cooklin, Blackwell Science Ltd.

WEB RESOURCES:

- https://www.researchgate.net/publication/322385968_Computer_in_Textile_Industries
- <https://vetfgc.edu.in/downloads/ict-learning/ambily.pdf>
- https://www.brainkart.com/article/Role-of-Computer-in-Garment-Industry_37552/
- <https://textilelearner.net/application-of-computer-in-textile-industry/>
- https://www.youtube.com/watch?v=W6d_b8iSrLU
- https://www.youtube.com/watch?v=vpC8_XWjfDs

COURSE LEARNING OUTCOMES

After completion of the **Computer in Garment Industry** course, the student will be able to:

- **CLO1:** Understand about computers its parts and functions and its role in garment industry.
- **CLO2:** Understand computer application in production planning scheduling and administration
- **CLO3:** Learn computer aided designing (CAD) for garment designing,
- **CLO4:** Enumerate the textile designing, pattern making and grading and marker planning.
- **CLO5:** Learn computer aided manufacturing (CAM) for all production process right from spreading to sewing.



Tamil Nadu Open University
School of Science
Department of Apparel and Fashion Design
Chennai – 15

Name of the Programme – B.Sc.,(Apparel and Fashion Design)

Syllabus – III year Semester 6 (Distance Mode)

COURSE TITLE : FASHION MARKETING AND REATAILING

COURSE CODE : BSADSS – 62

COURSE CREDIT : 4

COURSE OBJECTIVES

While studying the **Fashion Marketing and Retailing** course, the student shall be able to:

- **CO1:** Impart the knowledge of fashion Marketing and Retailing
- **CO2:** Provide an insight into the aspects of Fashion Promotion
- **CO3:** Learn the details of Retailing in Apparel Industry
- **CO4:** Provide the Knowledge about Retail Marketing
- **CO5:** Acquaint the Importance of Store location

SYLLABUS

BLOCK-I: MARKETING

UNIT-1: Meaning and classification of Marketing, fashion Marketing, Marketing environment.

UNIT-2: Marketing Function – Assembling, standardization and Grading and packaging, product planning and development.

UNIT-3: The fashion industry and new product development, product mix and range planning. Pricing policies and strategies for apparel products,

UNIT-4: Functions and factors influencing pricing, pricing strategies for new products, methods of setting prices.

BLOCK-II: FASHION PROMOTION

UNIT-5: Fashion sales promotional programme for apparel marketing, communication in prop motion, Personal selling, point of purchase.

UNIT-6: Fashion Advertising and preparation of advertising for apparel market, Advertising media used in apparel market,

UNIT-7: Apparel & Textile Trade shows and fairs. Advertising department and advertising agencies – structure and functions. Advertising Budget.

BLOCK-III : RETAILING

UNIT-8: Introduction to Retailing: Concept of retailing, Functions of retailing, Terms & Definition, Retail formats and types,

UNIT-9: Retailing Channels, Retail Industry in India, Importance of retailing, Changing trends in retailing.

UNIT-10: Understanding the Retail Consumer: Retail consumer behaviour, Factors influencing the Retail consumer,

UNIT-11: Customer decision making process, Types of decision making, Market research for understanding retail consume

BLOCK-IV: RETAIL MARKET

UNIT-12: Retail Market Segmentation and Strategies: Market Segmentation and its benefits, Kinds of markets,

UNIT-13: Definition of retail strategy, Strategies for effective market segmentation,

UNIT-14: Strategies for penetration of new markets, Growth strategies and retail value chain.

BLOCK-V: STORE LOCATION

UNIT-15: Retail Location Selection: Importance of retail locations, Types of retail locations,

UNIT-16: Factors determining the location decision, Steps involved in choosing a retail location, Measurement of success of location

REFERENCE BOOKS:

1. Barry Berman, Retail Management
2. Gibson G. Vedamani, Retail Management
3. U. C. Mathur, Retail Management: Text and Cases.

WEB RESOURCES:

- <https://www.youtube.com/watch?v=fzeWksFm84A>
- <https://www.youtube.com/watch?v=PIuOeffL6mw>
- [https://gcwgandhinagar.com/econtent/document/15874621032tassco402-%20visual%20merchandising%20\(importance,components,%20rules,%20elements\)%20.pdf](https://gcwgandhinagar.com/econtent/document/15874621032tassco402-%20visual%20merchandising%20(importance,components,%20rules,%20elements)%20.pdf)
- <https://www.marketing91.com/retail-store-location/>
- https://www.tutorialspoint.com/retail_management/retail_business_location.htm

COURSE LEARNING OUTCOMES

After completion of the **Fashion Marketing and Retailing** course, the student will be able to:

- **CLO1:** Give understand about Fashion Marketing
- **CLO2:** Create the concept of Fashion Sales Promotion
- **CLO3:** Analyze various Process flow in Retailing
- **CLO4:** Apply knowledge of Retailing in apparel industry
- **CLO5:** Evaluate the concept of store location in fashion marketing



Tamil Nadu Open University
School of Science
Department of Apparel and Fashion Design
Chennai – 15

Name of the Programme – B.Sc., (Apparel and Fashion Design)

Syllabus – III year Semester 6 (Distance Mode)

COURSE TITLE : PRACTICAL - COMPUTER AIDED DESIGN

COURSE CODE : BSADSS – P9

COURSE CREDIT : 2

COURSE OBJECTIVES

While studying the **Computer Aided Design** course, the student shall be able to:

- **CO1:** Expose the learners to a broad array of coral draw
- **CO2:** Describe Photoshop in textile and fashion.
- **CO3:** Develop skills on computerized designing and
- **CO4:** Recognize the learning all techniques for graphic designs.
- **CO5:** Enumerate the design details in garment

SYLLABUS

Learn computer aided manufacturing (CAM) for all production process right from spreading to sewing. Create the following designs

1. Motifs / small designs.

Embroidery designs for Kerchiefs, Neck lines Chest prints for T-shirts and its colour separation

2. Children's Garments

Jabla- different styles Frocks- different styles Middi and Tops - different styles

3. Women's Garments

Churidhar- different styles Full gowns - different styles Middi & Tops - different styles Princess line Dress- different styles. House coats, Aprons, Nighties

4. Men's Garments

S B vest T- Shirt - different styles Shirts - different styles Kurta pyjama - different styles

5. Create logos & label for branded companies.

6. Create design for Hand bag, Hat and Footwear.

REFERENCE:

1. Clothing Technology – Hannelore Eberle et –al, Verlaag Europa – Lehrmittel, Vollmer Gmbh & Co 4287, Haan – Gruilen.
2. Computer Fundamentals – P K Sinha , BPB Publications, Delhi (1992)
3. The technology of clothing manufacture – Harold Carr and Barbara Latham, Blackwell Ltd (1994)
4. Pattern Grading for Women"s Cloths The Technology of sizing – Gerry Cooklin, Blackwell Science Ltd.

WEB RESOURCES:

- <https://www.youtube.com/watch?v=znQrEiQul44>
- https://www.youtube.com/watch?v=MyTsob_kkbM
- <https://www.youtube.com/watch?v=ASQgge2qXA4>
- <https://www.youtube.com/watch?v=20gO3UIsSaQ>
- <https://www.youtube.com/watch?v=EKbGAuaCmX4>
- https://www.youtube.com/watch?v=fbBPao_EU-I

COURSE LEARNING OUTCOMES

After completion of the **Computer Aided Design** course, the student will be able to:

- **CLO1:** Examine the diversified usage of Corel draw and Photoshop
- **CLO2:** Design motif ,children’s ,women’s and men’s garment
- **CLO3:** Develop logo and label for industries
- **CLO4:** Develop trendy women’s garment using illustration and coral draw
- **CLO5:** Discover the new idea of creative garments



Tamil Nadu Open University
School of Science
Department of Apparel and Fashion Design
Chennai – 15

Name of the Programme – B.Sc., (Apparel and Fashion Design)

Syllabus – III year Semester 6 (Distance Mode)

COURSE TITLE : PROJECT WORK

COURSE CODE : BSADSS – 10

COURSE CREDIT : 2

PROJECT WORK

- Choose a Specialized Field Required to be attached to a Fashion &Textile industry.
- Prepare a report for the work. The work will be based upon the study of Research/Case study/Product Development/ Report of particular field/ internship report

National	√	√	√	√	√	√	√	√	√	√	√	√	√	√	√	√	√	√	√	√	√	√	√	√
Regional	√	√		√	√		√	√	√	√	√	√	√	√	√	√	√	√	√	√	√	√	√	√
Global	√	√		√	√		√	√	√	√	√	√	√	√			√	√	√	√	√	√	√	√